

> RevereSeed.com



REVERE[®]



2023 **PRODUCT GUIDE**

CORN · SOYBEANS · WHEAT · COVER CROPS · ALFALFA · SORGHUM · FORAGE

WE BELIEVE

- 1. It begins with a seed.**
- 2. The truth about farming should be told.**
- 3. Simple is best.**

We're committed to your success – and we look forward to sharing that success with you this year, and for many years to come.



RevereSeed.com





TABLE OF CONTENTS

Revere Corn Nomenclature	page 4
Corn Traits	page 5
Technologies Available	page 6
Corn Characteristics.....	page 9
Silage Recommendations	page 10
Corn Products	page 11
Revere Soybean Nomenclature	page 26
Soybean Traits	page 27
Soybean Characteristics	page 28
Soybean Products	page 32
Revere Wheat Nomenclature	page 49
Wheat Products	page 50
Revere Grain Sorghum Nomenclature	page 53
Grain Sorghum Products	page 54
Revere Small Seed & Cover Crops	page 56
Small Seed & Cover Crop Products	page 57
Revere Forage	page 66
Silage Recommendations	page 67
Forage Characteristics.....	page 68
Revere Seed Forage Products	page 69
Agronomic Reference Materials	page 84
Seedsman Contact Information	page 89
Legal Information	page 90

REVERE CORN

16	2	7	TC
-----------	----------	----------	-----------















Relative
Maturity
(e.g. 116)

1st Year of
Release
(e.g. 2022)

Management
Consideration
(5-9 scale)

Trait



Trait	Brand	Description	Trait Provider	
Conventional	Conventional	Conventional	Conventional	Conventional
RR2	Roundup Ready® Corn 2	RR2	Bayer	
VT2P	VT Double PRO® Corn	RR2/CBx2	Bayer	
VT2PRIB	VT Double PRO® RIB Complete® Corn Blend	RR2/CBx2	Bayer	
DGVT2P	Droughtgard® VT Double PRO® Corn	RR2/CBx2	Bayer	
DGVT2PRIB	Droughtgard® VT Double PRO® RIB Complete® Corn Blend	RR2/CBx2	Bayer	
TC	Trecepta®	RR2/CBx2/BL	Bayer	
TCRIB	Trecepta® RIB Complete® Corn Blend	RR2/CBx2/BL	Bayer	
SSX	Smartstax® Corn	RR2/CBx2/LL/RWx2	Bayer	
SSXRIB	Smartstax® RIB Complete® Corn Blend	RR2/CBx2/LL/RWx2	Bayer	
GT	Agrisure® GT	GT	Syngenta	
3010	Agrisure® 3010	GT/CB/LL	Syngenta	
V	Viptera™	GT/CBx2/BLx2/LL	Syngenta	
VZ	Viptera™ Z3	GT/CBx3/BLx3/LL	Syngenta	
DV	DuracadeViptera™	GT/CBx2/RWx2/BLx2/LL	Syngenta	














Key

RR2 = Roundup Ready®
 RW = Rootworm
 LL = LibertyLink®
 BL = Broad Lepidopteran














GT = Glyphosate Tolerant
 CB = Corn Borer
 x2 = Multiple Modes of Action



TECHNOLOGY CONVERSION

Product	Relative Maturity	Conventional	Roundup Ready [®] Corn 2	VT Double PRO [®] Corn	VT Double PRO [®] RIB Complete [®] Corn Blend	DroughtGard [®] Hybrids with VT Double PRO [®] Corn	Trecepta [®] Corn	Trecepta [®] RIB Complete [®] Corn Blend	SmartStax [®] Corn	SmartStax [®] RIB Complete [®] Corn Blend	Agrisure [®] GT	Agrisure [®] 3010	Viptera [™]	Viptera [™] Z3	Duracade [™] Viptera [™]
															
Revere 8317	83				X					X					
Revere 8607	86														X
Revere 9007	90	X													
Revere 9005	90										X				
Revere 9108	91				X					X					
Revere 9598	95														X
Revere 9796	97	X									X		X		
Revere 9827	98									X					
Revere 9888	98				X										
Revere 9916	99				X										
Revere 0120	101	X													
Revere 0124	101										X				
Revere 0297	102				X					X					
Revere 0398	103														X
Revere 0516	105										X	X			
Revere 0518	105				X					X					
Revere 0525	105	X													
Revere 0607	106							X							
Revere 0707	107					X									
Revere 0877	108			X	X										
Revere 0918	109								X	X					
Revere 0999	110	X		X	X										






Product	Relative Maturity	Conventional	Roundup Ready® Corn 2	VT Double PRO® Corn	VT Double PRO® RIB Complete® Corn Blend	DroughtGard® Hybrids with VT Double PRO® Corn	Trecepta® Corn	Trecepta® RIB Complete® Corn Blend	SmartStax® Corn	SmartStax® RIB Complete® Corn Blend	Agrisure® GT	Agrisure® 3010	Viptera™	Viptera™ Z3	Duracade Viptera™
															
Revere 1095	110										X				
Revere 1098	110													X	
Revere 1125	111			X					X						
Revere 1289	112	X		X	X										
Revere 1307	113						X	X							
Revere 1398	113			X	X										
Revere 1407	114			X	X										
Revere 1497	114				X	X									
Revere 1506	115			X	X				X	X					
Revere 1513	115								X						
Revere 1524	115														X
Revere 1525	115												X		
Revere 1577	115		X	X	X				X	X					
Revere 1627	116						X								
Revere 1707	117			X											
Revere 1898	118						X								
Revere 1919	119			X											
Revere 1987	119	X		X											



RADIUS Seed Treatment

Radius seed treatment for corn offers superior protection against stand and yield robbing insects, diseases, and nematodes. We strive to deliver products with the best protection on the market.

-  Multiple modes of action for comprehensive disease protection
-  Maximum rates for insect and nematode protection
-  Nutritional and biological products to enhance vigor and nutrient uptake







STAY TRUE TO

YOUR ROOTS

This is where corn rootworm inflicts the worst damage.

Learn how to do the ideal root dig at traits.bayer.com/DigDeeper

SMARTSTAX® TECHNOLOGY: PROVEN ON OVER 100 MILLION ACRES.

Performance may vary from location to location and from year to year, as local growing, soil and weather conditions may vary. Growers should evaluate data from multiple locations and years whenever possible and should consider the impacts of these conditions on the grower's fields. Details of these practices can be found in the Trait Stewardship Responsibilities Notice to Farmers printed in this publication.

©2020 Bayer Group, All Rights Reserved 14209



Base Genetics	Relative Maturity	Trait	Also Available	Plant Height	Ear Height	Ear Type	Cob Color	Test Weight	Emergence	Drought Tolerance	Standability	Usage	Highly Productive	Moderately Productive	Less Productive	Rec. Plant Population	NCLB	Grey Leaf Spot	Common Rust	Goss Wilt	Anthraxnose
Revere 8317	83	SSXRIB	VT2PRIB	MT	M	SF	R	G	VG	VG	G	G	HR	HR	HR	MH	VG	VG	VG	VG	VG
Revere 8607	86	DV	-	MT	M	SF	R	A	G	G	A	D	R	HR	R	M	G	G	-	A	A
Revere 9005	90	GT	-	MT	M	FL	R	A	EX	G	G	M	HR	HR	R	ML	A	A	-	-	VG
Revere 9007	90	CONV	-	MT	M	SF	R	G	VG	G	VG	D	HR	HR	R	MH	G	VG	VG	EX	VG
Revere 9108	91	VT2PRIB	SSXRIB	MT	MH	SF	R	G	VG	VG	VG	D	HR	HR	R	MH	VG	VG	G	A	G
Revere 9598	95	DV	-	MT	MH	FL	R	G	VG	A	A	D	HR	HR	R	M	G	A	-	VG	A
Revere 9796	97	V	CONV, GT	MT	M	SF	R	G	EX	VG	EX	M	HR	HR	HR	MH	VG	VG	VG	VG	G
Revere 9827	98	SSXRIB	-	MT	MH	SF	R	VG	G	VG	VG	D	HR	HR	HR	MH	VG	VG	A	A	G
Revere 9888	98	VT2PRIB	CONV	T	MH	SF	R	VG	EX	VG	EX	D	HR	HR	R	MH	VG	A	-	VG	VG
Revere 9916	99	VT2PRIB	-	M	M	SF	R	G	VG	G	VG	D	NR	HR	HR	ML	A	G	A	G	VG
Revere 0104	101	GT	-	MT	M	FL	W	A	A	A	G	M	HR	R	NR	M	A	A	-	BA	A
Revere 0120	101	CONV	-	T	M	SF	P	A	VG	A	G	MP	HR	HR	R	M	G	G	G	A	VG
Revere 0124	101	GT	-	T	MH	SF	R	G	-	VG	G	D	R	R	R	MH	EX	VG	A	G	VG
Revere 0297	102	VT2PRIB	SSXRIB	M	M	SF	R	VG	VG	VG	VG	D	HR	HR	HR	MH	G	G	-	G	A
Revere 0398	103	DV	-	T	MH	SF	P	EX	EX	G	VG	M	HR	HR	HR	MH	G	A	-	EX	-
Revere 0516	105	3010	GT	M	M	FL	R	G	EX	G	G	MP	HR	R	R	MH	VG	G	VG	A	VG
Revere 0518	105	VT2PRIB	SSXRIB	M	M	SF	R	A	EX	EX	VG	D	HR	HR	HR	M	G	G	A	EX	VG
Revere 0525	105	CONV-	-	MT	M	F	R	A	EX	G	VG	MP	R	R	HR	M	G	VG	A	-	EX
Revere 0607	106	TCRIB	-	MT	MH	SF	R	G	VG	A	VG	D	HR	HR	R	MH	A	G	-	A	VG
Revere 0707	107	DGVTPRIB	DGVT2P	MT	MH	SF	R	G	VG	VG	EX	G	HR	HR	HR	MH	G	A	-	VG	G
Revere 0877	108	VT2PRIB	VT2P	M	M	SF	R	A	EX	A	VG	G	HR	HR	R	MH	A	A	-	A	G
Revere 0918	109	SSXRIB	SSX, VT2P, VT2PRIB	M	MH	SD	R	G	VG	G	VG	D	HR	R	NR	MH	VG	G	A	BA	VG
Revere 0999	109	VT2PRIB	CONV, VT2P	T	MH	SD	R	A	VG	A	VG	D	HR	R	NR	MH	VG	G	VG	A	G
Revere 1095	110	GT	-	MT	M	SF	R	VG	VG	A	G	D	R	HR	R	M	A	G	-	A	G
Revere 1098	111	V	-	MT	MH	D	P	A	A	VG	VG	D	HR	HR	R	MH	EX	EX	-	EX	VG
Revere 1125	111	SSX	VT2P, VT2PRIB	M	M	SF	R	G	G	G	VG	G	HR	HR	R	M	VG	A	A	VG	VG
Revere 1289	112	VT2PRIB	CONV, VT2P	MT	M	SF	R	EX	EX	VG	EX	D	HR	HR	NR	MH	VG	G	-	G	G
Revere 1307	113	TCRIB	TC	MT	MH	SD	R	VG	VG	VG	VG	D	HR	HR	R	MH	VG	G	-	A	G
Revere 1398	113	VT2PRIB	VT2P	T	MH	SF	R	VG	VG	G	EX	G	HR	HR	R	MH	VG	G	A	A	VG
Revere 1407	114	VT2P	VT2PRIB	MT	MH	SF	R	VG	EX	VG	EX	D	HR	HR	HR	MH	VG	G	-	G	G
Revere 1497	114	DGVT2P	VT2PRIB	M	M	SF	P	VG	G	G	EX	G	HR	HR	R	MH	G	G	-	A	A
Revere 1506	115	VT2P	VT2PRIB, SSX, SSXRIB	MT	MH	FL	R	EX	VG	VG	VG	M	HR	HR	HR	ML	VG	A	-	A	A
Revere 1513	115	SSX	-	M	M	SF	R	G	VG	G	VG	G	HR	HR	R	MH	VG	G	A	VG	VG
Revere 1577	115	VT2P	RR2, VT2PRIB, SSX, SSXRIB	M	M	SF	R	EX	EX	EX	EX	G	HR	HR	HR	MH	VG	G	-	G	A
Revere 1524	115	DV	DV	T	MH	SF	R	A	VG	VG	VG	D	HR	HR	HR	MH	EX	EX	A	EX	EX
Revere 1525	115	V	V	MT	M	SF	R	VG	EX	EX	VG	G	HR	HR	HR	M	EX	EX	A	EX	EX
Revere 1627	116	TC	-	MT	M	SF	P	EX	EX	G	G	G	HR	HR	R	M	G	A	VG	BA	VG
Revere 1707	117	VT2P	-	MT	MS	SF	R	EX	A	VG	VG	G	HR	HR	HR	MH	VG	VG	VG	BA	EX
Revere 1898	118	TC	-	MT	MH	SF	R	VG	VG	VG	VG	D	HR	HR	R	MH	VG	G	-	A	A
Revere 1919	119	VT2P	-	M	M	SF	R	G	VG	VG	G	G	HR	HR	R	MH	-	A	-	A	VG
Revere 1987	119	VT2P	CONV	MT	MH	SF	R	EX	VG	VG	EX	D	HR	HR	R	MH	EX	VG	A	G	VG

PLANT HEIGHT

S = Short
M/S = Medium-Short
M = Medium
M/T = Medium-Tall
T = Tall

EAR HEIGHT

L = Low
M/L = Medium-Low
M = Medium
M/H = Medium-High
H = High

EAR TYPE

FL = Flex
SF = Semi-Flex
SD = Semi-Determinate
D = Determinate

COB COLOR

P = Pink
R = Red
W = White

USAGE

G = Grain
S = Silage
D = Dual (Grain/Silage)
MP = Multipurpose (Grain/Silage/Ear-Picking)

QUALITY RATINGS

EX = Excellent
VG = Very Good
G = Good
A = Average
F = Fair
BA = Below Average
- = Not Rated

RECOMMENDED PLANT POPULATION

H = High
MH = Medium High
M = Medium
ML = Medium Low
L = Low

DISEASE RATINGS

A = Average
G = Good
VG = Very Good
EX = Excellent
BA = Below Average

PRODUCT	RELATIVE MATURITY	COB COLOR	KERNEL DIGESTIBILITY	MILK / ACRE	MILK / TON	FIBER DIGESTIBILITY	STARCH	BINDER FRIENDLY
Revere 8317	83	R	Good	Average	Good	Good	Very Good	
Revere 8607	86	R	Good	Good	Very Good	Excellent	Good	
Revere 9005	90	R	Good	Good	Very Good	Very Good	Good	x
Revere 9108	91	R	Good	Very Good	Excellent	Good	Very Good	
Revere 9598	95	R	Very Good	Excellent	Very Good	Good	Very Good	
Revere 9796	97	R	Good	Very Good	Very Good	Good	Good	x
Revere 9827	98	R	Very Good	Excellent	Excellent	Very Good	Very Good	
Revere 0120	101	P	Good	Good	Very Good	Very Good	Good	
Revere 0124	101	R	Excellent	Very Good	Excellent	Excellent	Average	
Revere 0297	102	R	Good	Very Good	Good	Good	Very Good	x
Revere 0398	103	P	Average	Very Good	Good	Good	Very Good	
Revere 0525	105	R	Good	Very Good	Good	Good	Good	x
Revere 0607	106	R	Good	Very Good	Very Good	Good	Very Good	
Revere 0999	109	R	Very Good	Very Good	Very Good	Good	Very Good	
Revere 0918	109	R	Good	Excellent	Very Good	Good	Excellent	x
Revere 1095	110	R	Below Average	Very Good	Very Good	Good	Very Good	x
Revere 1098	110	P	Very Good	Very Good	Good	Very Good	Excellent	
Revere 1289	112	R	Very Good	Very Good	Very Good	Good	Very Good	
Revere 1398	113	R	Very Good	Very Good	Very Good	Good	Very Good	
Revere 1307	113	R	Average	Very Good	Very Good	Good	Good	
Revere 1407	114	R	Average	Very Good	Good	Good	Good	
Revere 1524	115	R	Very Good	Excellent	Very Good	Very Good	Good	x
Revere 1506	115	R	Below Average	Average	Good	Good	Very Good	x
Revere 1697	116	P	Average	Average	Good	Good	Very Good	
Revere 1707	117	R	Good	Very Good	Good	Good	Good	
Revere 1898	118	R	Good	Very Good	Very Good	Good	Very Good	
Revere 1987	119	R	Average	Good	Good	Good	Good	

Base Genetics	Relative Maturity	Trait	Also Available As	Plant Height	Ear Height	Ear Type	Cob Color	Usage	Highly Productive	Moderately Productive	Less Productive	Recommended Plant Population	NCLB	Grey Leaf Spot	Common Rust	Goss Wilt	Anthraxnose
Revere 8317	83	SSXRIB	VT2PRIB	MT	M	SF	R	G	HR	HR	HR	MH	VG	VG	VG	VG	VG
Revere 8607	86	DV	-	MT	M	SF	R	D	R	HR	R	M	G	G	-	A	A
Revere 9005	90	GT	-	MT	M	FL	R	M	HR	HR	R	ML	A	A	-	-	G

Revere 8317 SSXRIB

RM 83

EARLY RM HYBRID WITH GREAT EMERGENCE AND PLANT HEALTH

STRONG STALKS AND ROOTS ON A MODERATELY STATURED PLANT

IMPRESSIVE YIELD FOR AN EARLY RM HYBRID

PLANT CHARACTERISTICS

PLANT HEIGHT	MT
TEST WEIGHT	G
EMERGENCE	VG
DROUGHT TOLERANCE	G
STANDABILITY	VG
STAYGREEN	E



Revere 8607 DV

RM 86

MODERATELY TALL, DUAL PURPOSE HYBRID WITH SHOWY EARS

CONSISTENT PERFORMANCE ACROSS VARIABLE SOILS

FAST DRY-DOWN WITH GREAT INTACTNESS

PLANT CHARACTERISTICS

PLANT HEIGHT	MT
TEST WEIGHT	A
EMERGENCE	G
DROUGHT TOLERANCE	G
STANDABILITY	A
STAYGREEN	A



Revere 9005 GT

RM 90

ROBUST HYBRID WITH STRONG EMERGENCE AND QUICK CANOPY

FULL FLEX EAR IS IDEAL FOR MULTI-PURPOSE APPLICATIONS

KEEP ON WELL TO MODERATELY WELL DRAINED SOILS

PLANT CHARACTERISTICS

PLANT HEIGHT	MT
TEST WEIGHT	A
EMERGENCE	EX
DROUGHT TOLERANCE	G
STANDABILITY	G
STAYGREEN	BA



PLANT HEIGHT

S = Short
M/S = Medium-Short
M = Medium
M/T = Medium-Tall
T = Tall

EAR HEIGHT

L = Low
M/L = Medium-Low
M = Medium
M/H = Medium-High
H = High

EAR TYPE

FL = Flex
SF = Semi-Flex
SD = Semi-Determinate
D = Determinate

COB COLOR

P = Pink
R = Red
W = White

USAGE

G = Grain
S = Silage
D = Dual (Grain/Silage)
MP = Multipurpose (Grain/Silage/Ear-Picking)

QUALITY RATINGS

EX = Excellent
VG = Very Good
G = Good
A = Average
F = Fair
BA = Below Average
- = Not Rated

RECOMMENDED PLANT POPULATION

H = High
MH = Medium High
M = Medium
ML = Medium Low
L = Low

DISEASE RATINGS

A = Average
G = Good
VG = Very Good
EX = Excellent
BA = Below Average

Base Genetics	Relative Maturity	Trait	Also Available As	Plant Height	Ear Height	Ear Type	Cob Color	Usage	Highly Productive	Moderately Productive	Less Productive	Recommended Plant Population	NCLB	Grey Leaf Spot	Common Rust	Goss Wilt	Anthraco
Revere 9007	90	CONV	-	MT	M	SF	R	D	HR	HR	R	MH	G	VG	VG	EX	VG



Revere 9007

RM 90

CONVENTIONAL ONLY OFFERING FOR EARLY RM ZONES

WIDELY ADAPTED PLANT WITH CONSISTENT EARING

GREAT LATE SEASON APPEARANCE WITH GOOD DRYDOWN

PLANT CHARACTERISTICS

PLANT HEIGHT	MT
TEST WEIGHT	G
EMERGENCE	EX
DROUGHT TOLERANCE	G
STANDABILITY	VG
STAYGREEN	EX

CONVENTIONAL

PLANT HEIGHT

S = Short
M/S = Medium-Short
M = Medium
M/T = Medium-Tall
T = Tall

EAR HEIGHT

L = Low
M/L = Medium-Low
M = Medium
M/H = Medium-High
H = High

EAR TYPE

FL = Flex
SF = Semi-Flex
SD = Semi-Determinate
D = Determinate

COB COLOR

P = Pink
R = Red
W = White

USAGE

G = Grain
S = Silage
D = Dual (Grain/Silage)
MP = Multipurpose (Grain/Silage/Ear-Picking)

QUALITY RATINGS

EX = Excellent
VG = Very Good
G = Good
A = Average
F = Fair
BA = Below Average
- = Not Rated

RECOMMENDED PLANT POPULATION

H = High
MH = Medium High
M = Medium
ML = Medium Low
L = Low

DISEASE RATINGS

A = Average
G = Good
VG = Very Good
EX = Excellent
BA = Below Average

Base Genetics	Relative Maturity	Trait	Also Available As	Plant Height	Ear Height	Ear Type	Cob Color	Usage	Highly Productive	Moderately Productive	Less Productive	Recommended Plant Population	NCLB	Grey Leaf Spot	Common Rust	Goss Wilt	Anthraxnose
Revere 9108	91	VT2PRIB	SSXRIB	MT	MH	SF	R	D	HR	HR	R	MH	VG	VG	G	A	G
Revere 9598	95	DV	-	MT	MH	SF	R	D	HR	HR	R	M	G	A	-	VG	A
Revere 9796	97	V	CONV, GT	MT	M	FL	R	M	HR	HR	HR	MH	VG	VG	VG	VG	G

Revere 9108 VT2PRIB

RM 91

STRONG DUAL PURPOSE HYBRID WITH GREAT PERFORMANCE IN ZONE

EYE-CATCHING INTACTNESS AND PLANT TYPE

SOLID DISEASE SCORES ON AN ALL AROUND AGRONOMIC CHAMPION

PLANT CHARACTERISTICS

PLANT HEIGHT	MT
TEST WEIGHT	G
EMERGENCE	VG
DROUGHT TOLERANCE	VG
STANDABILITY	VG
STAYGREEN	VG



Revere 9598 DV

RM 95

MEDIUM TALL PLANT WITH GREAT EARLY SEASON VIGOR

FANTASTIC HIGH YIELD POTENTIAL WITH DURACADE™ ROOTWORM PROTECTION

A MUST-PLANT DUAL PURPOSE HYBRID!

PLANT CHARACTERISTICS

PLANT HEIGHT	MT
TEST WEIGHT	G
EMERGENCE	VG
DROUGHT TOLERANCE	A
STANDABILITY	A
STAYGREEN	G



Revere 9796 V

RM 97

BROAD ACRE HYBRID THAT EXCELS ON ALL SOIL TYPES

MODERATELY TALL PLANT WELL ADAPTED FOR GRAIN, SILAGE, OR EAR PICKING

FLEXY EAR WITH NICE GRAIN QUALITY INCLUDING THE VIPTERA™ TRAIT FOR EARWORM CONTROL

PLANT CHARACTERISTICS

PLANT HEIGHT	MT
TEST WEIGHT	G
EMERGENCE	EX
DROUGHT TOLERANCE	VG
STANDABILITY	EX
STAYGREEN	VG



PLANT HEIGHT

S = Short
M/S = Medium-Short
M = Medium
M/T = Medium-Tall
T = Tall

EAR HEIGHT

L = Low
M/L = Medium-Low
M = Medium
M/H = Medium-High
H = High

EAR TYPE

FL = Flex
SF = Semi-Flex
SD = Semi-Determinate
D = Determinate

COB COLOR

P = Pink
R = Red
W = White

USAGE

G = Grain
S = Silage
D = Dual (Grain/Silage)
MP = Multipurpose (Grain/Silage/Ear-Picking)

QUALITY RATINGS

EX = Excellent
VG = Very Good
G = Good
A = Average
F = Fair
BA = Below Average
- = Not Rated

RECOMMENDED PLANT POPULATION

H = High
MH = Medium High
M = Medium
ML = Medium Low
L = Low

DISEASE RATINGS

A = Average
G = Good
VG = Very Good
EX = Excellent
BA = Below Average

Base Genetics	Relative Maturity	Trait	Also Available As	Plant Height	Ear Height	Ear Type	Cob Color	Usage	Highly Productive	Moderately Productive	Less Productive	Recommended Plant Population	NCLB	Grey Leaf Spot	Common Rust	Goss Wilt	Anthraco
Revere 9827	98	SSXRIB	-	MT	MH	SF	R	D	HR	HR	HR	MH	VG	VG	A	A	G
Revere 9888	98	VT2PRIB	-	T	MH	SF	R	D	HR	HR	R	MH	VG	A	-	VG	VG
Revere 9916	99	VT2PRIB	-	M	M	SF	R	D	NR	HR	HR	ML	A	G	A	G	VG

Revere 9827 SSXRIB NEW

RM 98


NEW! DUAL-PURPOSE HYBRID WITH TOP-NOTCH YIELD POTENTIAL UNDER 100RM!

BROADLY ADAPTED AND EXCELS IN ALL YIELD ENVIRONMENTS AND GEOGRAPHIES

ATTRACTIVE PLANT WITH A LONG GIRTHY EAR ON MAKES FOR AN IDEAL DUAL-PURPOSE PRODUCT

PLANT CHARACTERISTICS

PLANT HEIGHT	MT
TEST WEIGHT	VG
EMERGENCE	G
DROUGHT TOLERANCE	VG
STANDABILITY	VG
STAYGREEN	VG



Revere 9888 VT2PRIB

RM 98


PROVEN FLEXIBLE ACRE HYBRID THAT RESPONDS TO HIGH MANAGEMENT

STRONG AGRONOMIC AND DISEASE PACKAGE

TALL SHOWY PLANT WITH EXCELLENT LATE SEASON APPEARANCE

PLANT CHARACTERISTICS

PLANT HEIGHT	T
TEST WEIGHT	VG
EMERGENCE	EX
DROUGHT TOLERANCE	VG
STANDABILITY	EX
STAYGREEN	VG



Revere 9916 VT2PRIB

RM 99


EASTERN ADAPTED SEMI FLEX HYBRID

EXCELS IN RUGGED AND VARIABLE SOIL CONDITIONS

RAPID DRYDOWN ALLOWS HYBRID TO PUSH NORTH

PLANT CHARACTERISTICS

PLANT HEIGHT	M
TEST WEIGHT	G
EMERGENCE	VG
DROUGHT TOLERANCE	G
STANDABILITY	VG
STAYGREEN	A



- | | | | | | | | |
|--|--|--|---|--|---|--|--|
| <p>PLANT HEIGHT</p> <p>S = Short
M/S = Medium-Short
M = Medium
M/T = Medium-Tall
T = Tall</p> | <p>EAR HEIGHT</p> <p>L = Low
M/L = Medium-Low
M = Medium
M/H = Medium-High
H = High</p> | <p>EAR TYPE</p> <p>FL = Flex
SF = Semi-Flex
SD = Semi-Determinate
D = Determinate</p> | <p>COB COLOR</p> <p>P = Pink
R = Red
W = White</p> | <p>USAGE</p> <p>G = Grain
S = Silage
D = Dual (Grain/Silage)
MP = Multipurpose (Grain/Silage/Ear-Picking)</p> | <p>QUALITY RATINGS</p> <p>EX = Excellent
VG = Very Good
G = Good
A = Average
F = Fair
BA = Below Average
- = Not Rated</p> | <p>RECOMMENDED PLANT POPULATION</p> <p>H = High
MH = Medium High
M = Medium
ML = Medium Low
L = Low</p> | <p>DISEASE RATINGS</p> <p>A = Average
G = Good
VG = Very Good
EX = Excellent
BA = Below Average</p> |
|--|--|--|---|--|---|--|--|

Base Genetics	Relative Maturity	Trait	Also Available As	Plant Height	Ear Height	Ear Type	Cob Color	Usage	Highly Productive	Moderately Productive	Less Productive	Recommended Plant Population	NCLB	Grey Leaf Spot	Common Rust	Goss Wilt	Anthraxnose
Revere 0120	101	CONV	-	T	M	SF	P	MP	HR	HR	R	M	G	G	G	A	VG
Revere 0124	101	GT	-	T	MH	SF	R	D	R	R	R	MH	EX	VG	A	G	VG
Revere 0297	102	VT2PRIB	SSXRIB	M	M	SF	R	D	HR	HR	HR	MH	G	G	-	G	A

NEW

Revere 0120

RM 101

NEW! TALL, CONVENTIONAL, MULTI-PURPOSE HYBRID FOR THE NORTHEAST

STRONG EARLY VIGOR AND FLEXY EARS MAKE FOR A VERY ATTRACTIVE PLANT

ONLY MODERATE DISEASE SCORES FAVOR SILAGE OR FUNGICIDE APPLICATIONS WHEN USED FOR GRAIN

PLANT CHARACTERISTICS

PLANT HEIGHT	T
TEST WEIGHT	A
EMERGENCE	VG
DROUGHT TOLERANCE	A
STANDABILITY	G
STAYGREEN	EX

CONVENTIONAL

NEW

Revere 0124 GT

RM 101

NEW! ROBUST, TALL AND WIDE GLYPHOSATE TOLERANT HYBRID FOR THE NORTHEAST

TOUGH ACRE SPECIALIST THAT MAINTAINS YIELD POTENTIAL EVEN UNDER STRESS

LATE SEASON HEALTH AND SLOW, EVEN DRYDOWN MAKE THIS A FANTASTIC SILAGE CHOICE

PLANT CHARACTERISTICS

PLANT HEIGHT	T
TEST WEIGHT	MH
EMERGENCE	-
DROUGHT TOLERANCE	VG
STANDABILITY	G
STAYGREEN	EX

Agrisure^{GT}

Revere 0297 VT2PRIB

RM 102

EASTERN ADAPTED MEDIUM STATURED HYBRID

GREAT NORTH SOUTH MOVEMENT WITH A GOOD AGRONOMIC PACKAGE

SEMI-FLEX EAR ALLOWS LOWER POPULATIONS AND SOIL TYPE FLEXIBILITY

PLANT CHARACTERISTICS

PLANT HEIGHT	M
TEST WEIGHT	VG
EMERGENCE	VG
DROUGHT TOLERANCE	VG
STANDABILITY	VG
STAYGREEN	A

VT Double^{PRO}
RIB COMPLETE

PLANT HEIGHT
S = Short
M/S = Medium-Short
M = Medium
M/T = Medium-Tall
T = Tall

EAR HEIGHT
L = Low
M/L = Medium-Low
M = Medium
M/H = Medium-High
H = High

EAR TYPE
FL = Flex
SF = Semi-Flex
SD = Semi-Determinate
D = Determinate

COB COLOR
P = Pink
R = Red
W = White

USAGE
G = Grain
S = Silage
D = Dual (Grain/Silage)
MP = Multipurpose (Grain/Silage/Ear-Picking)

QUALITY RATINGS
EX = Excellent
VG = Very Good
G = Good
A = Average
F = Fair
BA = Below Average
- = Not Rated

RECOMMENDED PLANT POPULATION
H = High
MH = Medium High
M = Medium
ML = Medium Low
L = Low

DISEASE RATINGS
A = Average
G = Good
VG = Very Good
EX = Excellent
BA = Below Average

Base Genetics	Relative Maturity	Trait	Also Available As	Plant Height	Ear Height	Ear Type	Cob Color	Usage	Highly Productive	Moderately Productive	Less Productive	Recommended Plant Population	NCLB	Grey Leaf Spot	Common Rust	Goss Wilt	Anthraco
Revere 0398	103	DV	-	T	MH	SF	P	M	HR	HR	HR	MH	G	A	-	EX	-
Revere 0516	105	GT	3010	M	M	FL	R	MP	HR	R	R	MH	VG	G	VG	A	VG
Revere 0518	105	VT2PRIB	SSXRIB	M	M	SF	R	D	HR	HR	HR	M	G	G	A	EX	VG

Revere 0398 DV

RM 103

TALL, ROBUST, WORKHORSE HYBRID AVAILABLE IN THE DURACADE™ ROOTWORM TRAIT

PHENOMENAL TEST WEIGHT ON A PINK COB

GREAT FALL INTACTNESS AND SMOOTH DRYDOWN MAKE A SOLID MULTIPURPOSE PLANT

PLANT CHARACTERISTICS

PLANT HEIGHT	T
TEST WEIGHT	EX
EMERGENCE	EX
DROUGHT TOLERANCE	G
STANDABILITY	VG
STAYGREEN	VG



Revere 0516 3010

RM 105

NEW! MULTI-PURPOSE HYBRID WITH GUTS

FULL, FLEX-EAR HYBRID WITH STRONG STRESS TOLERANCE

MODERATELY STATURED PLANT WITH LOWER EAR PLACEMENT THAT DRIES WELL

PLANT CHARACTERISTICS

PLANT HEIGHT	M
TEST WEIGHT	G
EMERGENCE	EX
DROUGHT TOLERANCE	G
STANDABILITY	G
STAYGREEN	A



Revere 0518 VT2PRIB

RM 105

PHENOMONAL EARLY VIGOR PUSHES THIS HYBRID ACROSS ALL SOILS

EXCEPTIONAL DROUGHT TOLERANCE WITH STRONG AGRONOMICS

FUNGICIDE RECOMMENDED FOR OPTIMUM PERFORMANCE

PLANT CHARACTERISTICS

PLANT HEIGHT	MT
TEST WEIGHT	G
EMERGENCE	VG
DROUGHT TOLERANCE	A
STANDABILITY	VG
STAYGREEN	VG



PLANT HEIGHT

S = Short
M/S = Medium-Short
M = Medium
M/T = Medium-Tall
T = Tall

EAR HEIGHT

L = Low
M/L = Medium-Low
M = Medium
M/H = Medium-High
H = High

EAR TYPE

FL = Flex
SF = Semi-Flex
SD = Semi-Determinate
D = Determinate

COB COLOR

P = Pink
R = Red
W = White

USAGE

G = Grain
S = Silage
D = Dual (Grain/Silage)
MP = Multipurpose (Grain/Silage/Ear-Picking)

QUALITY RATINGS

EX = Excellent
VG = Very Good
G = Good
A = Average
F = Fair
BA = Below Average
- = Not Rated

RECOMMENDED PLANT POPULATION

H = High
MH = Medium High
M = Medium
ML = Medium Low
L = Low

DISEASE RATINGS

A = Average
G = Good
VG = Very Good
EX = Excellent
BA = Below Average

Base Genetics	Relative Maturity	Trait	Also Available As	Plant Height	Ear Height	Ear Type	Cob Color	Usage	Highly Productive	Moderately Productive	Less Productive	Recommended Plant Population	NCLB	Grey Leaf Spot	Common Rust	Goss Wilt	Anthraco
Revere 0525	105	CONV-	-	MT	M	F	R	MP	R	R	HR	M	G	VG	A	-	EX
Revere 0607	106	TCRIB	-	MT	MH	SF	R	D	HR	HR	R	MH	A	G	-	A	VG
Revere 0707	107	DGVT2PRIB	-	MT	MH	SF	R	G	HR	HR	HR	MH	G	A	-	VG	G

Revere 0525

RM 105

NEW

NEW! FLEXY EAR CONVENTIONAL HYBRID WITH CONSISTENT PERFORMANCE IN THE NORTHEAST

MODERATELY TALL PLANT WITH GREAT FOLIAR HEALTH AND STRONG AGRONOMICS

EXCELLENT EARLY VIGOR MAKES THIS A GREAT CHOICE FOR NO-TILL AND EARLY PLANTING

PLANT CHARACTERISTICS

PLANT HEIGHT	MT
TEST WEIGHT	A
EMERGENCE	EX
DROUGHT TOLERANCE	G
STANDABILITY	VG
STAYGREEN	G

CONVENTIONAL

Revere 0607 TCRIB

RM 106

PROVEN! ROBUST DUAL PURPOSE HYBRID

WIDE ADAPTATION WITH POTENTIAL AS A FULL SEASON SILAGE OR GRAIN HYBRID

GREAT RESPONSE TO INCREASED FERTILITY AND FUNGICIDE MANAGEMENT

PLANT CHARACTERISTICS

PLANT HEIGHT	MT
TEST WEIGHT	G
EMERGENCE	VG
DROUGHT TOLERANCE	A
STANDABILITY	VG
STAYGREEN	VG

Trecepta®

RIB COMPLETE

Revere 0707 DGVTP2RIB

RM 107

HYBRID WITH STRONG STRESS TOLERANCE POWERED BY DROUGHTGUARD®

GREAT EAST TO WEST MOVEMENT FROM WESTERN CORN BELT TO MID ATLANTIC

CONSISTENT PERFORMANCE ACROSS HIGH PRODUCTION ACRES TO TOUGH LAND

PLANT CHARACTERISTICS

PLANT HEIGHT	MT
TEST WEIGHT	G
EMERGENCE	VG
DROUGHT TOLERANCE	A
STANDABILITY	VG
STAYGREEN	VG

DroughtGuard®

HYBRIDS

VTDoublePRO®
RIB COMPLETE

PLANT HEIGHT
S = Short
M/S = Medium-Short
M = Medium
M/T = Medium-Tall
T = Tall

EAR HEIGHT
L = Low
M/L = Medium-Low
M = Medium
M/H = Medium-High
H = High

EAR TYPE
FL = Flex
SF = Semi-Flex
SD = Semi-Determinate
D = Determinate

COB COLOR
P = Pink
R = Red
W = White

USAGE
G = Grain
S = Silage
D = Dual (Grain/Silage)
MP = Multipurpose
 (Grain/Silage/Ear-Picking)

QUALITY RATINGS
EX = Excellent
VG = Very Good
G = Good
A = Average
F = Fair
BA = Below Average
 - = Not Rated

RECOMMENDED PLANT POPULATION
H = High
MH = Medium High
M = Medium
ML = Medium Low
L = Low

DISEASE RATINGS
A = Average
G = Good
VG = Very Good
EX = Excellent
BA = Below Average

Base Genetics	Relative Maturity	Trait	Also Available As	Plant Height	Ear Height	Ear Type	Cob Color	Usage	Highly Productive	Moderately Productive	Less Productive	Recommended Plant Population	NCLB	Grey Leaf Spot	Common Rust	Goss Wilt	Anthraco
Revere 0877	108	VT2PRIB	VT2P	M	M	SF	R	G	HR	HR	R	MH	A	A	-	A	G
Revere 0918	109	SSXRIB	SSX, VT2P, VT2PRIB	M	MH	SD	R	D	HR	R	NR	MH	VG	G	A	BA	VG
Revere 0999	109	VT2PRIB	CONV, VT2P	T	MH	SD	R	D	HR	R	NR	MH	VG	G	VG	A	G

Revere 0877 VT2PRIB

RM 108

PROVEN GENETICS WITH HIGH YIELD POTENTIAL THAT RESPONDS TO MANAGEMENT

OUTSTANDING EARLY SEASON EMERGENCE AND VIGOR

TOP SELLING HYBRID WITH EXCELLENT SOUTHERN MOVEMENT

PLANT CHARACTERISTICS

PLANT HEIGHT	M
TEST WEIGHT	A
EMERGENCE	EX
DROUGHT TOLERANCE	A
STANDABILITY	VG
STAYGREEN	BA



Revere 0918 SSXRIB

RM 109

PROVEN! SMARTSTAX® DUAL PURPOSE OPTION FOR 110 RM GROUP

DETERMINATE EARS RESPOND TO POPULATION AND MANAGEMENT

STRONG ANTHRACNOSE AND CORN ON CORN SCORES MAKE THIS A HOME-RUN PRODUCT FOR THE EAST

PLANT CHARACTERISTICS

PLANT HEIGHT	M
TEST WEIGHT	G
EMERGENCE	VG
DROUGHT TOLERANCE	G
STANDABILITY	VG
STAYGREEN	G



Revere 0999 VT2PRIB

RM 109

STRONG, TALL PLANT WITH SEMI-DETERMINATE EARS THAT RESPOND TO HIGHER POPULATIONS

PHENOMENAL TOP END YIELD POTENTIAL FOR GRAIN OR SILAGE

RAPID LATE SEASON DRYDOWN WITH GOOD LATE SEASON INTACTNESS

PLANT CHARACTERISTICS

PLANT HEIGHT	T
TEST WEIGHT	A
EMERGENCE	VG
DROUGHT TOLERANCE	A
STANDABILITY	VG
STAYGREEN	VG



PLANT HEIGHT

S = Short
M/S = Medium-Short
M = Medium
M/T = Medium-Tall
T = Tall

EAR HEIGHT

L = Low
M/L = Medium-Low
M = Medium
M/H = Medium-High
H = High

EAR TYPE

FL = Flex
SF = Semi-Flex
SD = Semi-Determinate
D = Determinate

COB COLOR

P = Pink
R = Red
W = White

USAGE

G = Grain
S = Silage
D = Dual (Grain/Silage)
MP = Multipurpose (Grain/Silage/Ear-Picking)

QUALITY RATINGS

EX = Excellent
VG = Very Good
G = Good
A = Average
F = Fair
BA = Below Average
- = Not Rated

RECOMMENDED PLANT POPULATION

H = High
MH = Medium High
M = Medium
ML = Medium Low
L = Low

DISEASE RATINGS

A = Average
G = Good
VG = Very Good
EX = Excellent
BA = Below Average

Base Genetics	Relative Maturity	Trait	Also Available As	Plant Height	Ear Height	Ear Type	Cob Color	Usage	Highly Productive	Moderately Productive	Less Productive	Recommended Plant Population	NCLB	Grey Leaf Spot	Common Rust	Goss Wilt	Anthrachnose
Revere 1095	110	GT	-	MT	M	SF	R	D	R	HR	R	M	A	G	-	A	G
Revere 1098	111	VZ	-	MT	MH	D	P	D	HR	HR	R	MH	EX	EX	-	EX	VG
Revere 1125	111	SSX	VT2P, VT2PRIB	M	M	SF	R	G	HR	HR	R	M	VG	A	A	VG	VG

Revere 1095 GT

RM 110


A MUST PLANT 110 RM FOR THE VALUE MINDED DUAL PURPOSE PRODUCER

SHOWY, SEMI-FLEX EARS

FAST DRYDOWN FOR EARLIER HARVEST

PLANT CHARACTERISTICS

PLANT HEIGHT	MT
TEST WEIGHT	VG
EMERGENCE	VG
DROUGHT TOLERANCE	A
STANDABILITY	G
STAYGREEN	VG



Revere 1098 VZ

RM 110


HIGH POPULATION, HIGH POTENTIAL HYBRID FOR THE EASTERN CORN BELT

EXCELLENT DISEASE PACKAGE AND VIPTERA™ INSECT CONTROL

GREAT STANDABILITY EVEN AT HIGHER POPULATIONS

PLANT CHARACTERISTICS

PLANT HEIGHT	MT
TEST WEIGHT	A
EMERGENCE	A
DROUGHT TOLERANCE	VG
STANDABILITY	VG
STAYGREEN	VG



Revere 1125 SSX

RM 111


HIGH YIELD SMARTSTAX WITH A BIG FOOTPRINT EAST TO WEST

MEDIUM STATURED PLANT WITH SEMI-FLEX EARS AND VERY GOOD STANDABILITY

GOOD DISEASE SCORES BUT RESPONDS TO MANAGEMENT AND FUNGICIDES

PLANT CHARACTERISTICS

PLANT HEIGHT	M
TEST WEIGHT	G
EMERGENCE	G
DROUGHT TOLERANCE	G
STANDABILITY	VG
STAYGREEN	G



PLANT HEIGHT
 S = Short
 M/S = Medium-Short
 M = Medium
 M/T = Medium-Tall
 T = Tall

EAR HEIGHT
 L = Low
 M/L = Medium-Low
 M = Medium
 M/H = Medium-High
 H = High

EAR TYPE
 FL = Flex
 SF = Semi-Flex
 SD = Semi-Determinate
 D = Determinate

COB COLOR
 P = Pink
 R = Red
 W = White

USAGE
 G = Grain
 S = Silage
 D = Dual (Grain/Silage)
 MP = Multipurpose (Grain/Silage/Ear-Picking)

QUALITY RATINGS
 EX = Excellent
 VG = Very Good
 G = Good
 A = Average
 F = Fair
 BA = Below Average
 - = Not Rated

RECOMMENDED PLANT POPULATION
 H = High
 MH = Medium High
 M = Medium
 ML = Medium Low
 L = Low

DISEASE RATINGS
 A = Average
 G = Good
 VG = Very Good
 EX = Excellent
 BA = Below Average

Product	Relative Maturity	Trait	Also Available As	Plant Height	Ear Height	Ear Type	Cob Color	Usage	Highly Productive	Moderately Productive	Less Productive	Recommended Plant Population	NCLB	Grey Leaf Spot	Common Rust	Goss Wilt	Anthraco-nose
Revere 1289	112	VT2PRIB	CONV, VT2P	MT	M	SF	R	D	HR	HR	NR	MH	VG	G	-	G	G
Revere 1307	113	TC	TCRIB	MT	MH	SD	R	D	HR	HR	R	MH	VG	G	-	A	G
Revere 1398	113	VT2P	VT2PRIB	T	MH	SF	R	G	HR	HR	R	MH	VG	G	A	A	VG

Revere 1289 VT2PRIB

RM 112

ATTRACTIVE HYBRID WITH EXCELLENT TEST WEIGHT, STALKS AND ROOTS

RESPONDS WELL TO MANAGEMENT AND POPULATION

OUTSTANDING EARLY SEASON VIGOR AND LATE SEASON STAYGREEN

PLANT CHARACTERISTICS

PLANT HEIGHT	MT
TEST WEIGHT	EX
EMERGENCE	EX
DROUGHT TOLERANCE	VG
STANDABILITY	EX
STAYGREEN	VG



Revere 1307 TC

RM 113

EXCITING TRECEPTA® HYBRID WITH STRONG GEOGRAPHICAL MOVEMENT

CONSISTENT SEMI-DETERMINATE EARS ALLOW HIGHER POPS IN BETTER SOILS

ROBUST PLANT WITH GOOD HEALTH MAKES A FANTASTIC DUAL PURPOSE CHOICE

PLANT CHARACTERISTICS

PLANT HEIGHT	MT
TEST WEIGHT	VG
EMERGENCE	VG
DROUGHT TOLERANCE	G
STANDABILITY	VG
STAYGREEN	A



Revere 1398 VT2P

RM 113

EXCELLENT RM HYBRID FOR THE UPPER MID-SOUTH AND EAST

STRONG YIELDS WITH GOOD SOUTHERN MOVEMENT IN AN EARLIER HYBRID

SOLID DISEASE PACKAGE WITH EXCELLENT STAYGREEN AND LATE SEASON STAND-ABILITY

PLANT CHARACTERISTICS

PLANT HEIGHT	T
TEST WEIGHT	VG
EMERGENCE	VG
DROUGHT TOLERANCE	G
STANDABILITY	EX
STAYGREEN	EX



PLANT HEIGHT

S = Short
M/S = Medium-Short
M = Medium
M/T = Medium-Tall
T = Tall

EAR HEIGHT

L = Low
M/L = Medium-Low
M = Medium
M/H = Medium-High
H = High

EAR TYPE

FL = Flex
SF = Semi-Flex
SD = Semi-Determinate
D = Determinate

COB COLOR

P = Pink
R = Red
W = White

USAGE

G = Grain
S = Silage
D = Dual (Grain/Silage)
MP = Multipurpose (Grain/Silage/Ear-Picking)

QUALITY RATINGS

EX = Excellent
VG = Very Good
G = Good
A = Average
F = Fair
BA = Below Average
- = Not Rated

RECOMMENDED PLANT POPULATION

H = High
MH = Medium High
M = Medium
ML = Medium Low
L = Low

DISEASE RATINGS

A = Average
G = Good
VG = Very Good
EX = Excellent
BA = Below Average

Product	Relative Maturity	Trait	Also Available As	Plant Height	Ear Height	Ear Type	Cob Color	Usage	Highly Productive	Moderately Productive	Less Productive	Recommended Plant Population	NCLB	Grey Leaf Spot	Common Rust	Goss Wilt	Anthracoese
Revere 1407	114	VT2P	VT2PRIB	MT	MH	SF	R	D	HR	HR	HR	MH	VG	G	-	G	G
Revere 1497	114	DGVT2P	DGVT2PRIB	M	M	SF	P	G	HR	HR	R	MH	G	G	-	A	A
Revere 1506	115	VT2RIB	VT2P, SSX, SSXRIB	MT	MH	FL	R	M	HR	HR	HR	ML	VG	A	-	A	A

Revere 1407 VT2P

RM 114


MUST PLANT 114 RM WITH EXCELLENT GRAIN QUALITY

CUTS A WIDE SWATH ACROSS ALL EASTERN CORN ENVIRONMENTS

TALL, SEMI-FLEX HYBRID WITH GREAT STANDABILITY AND DISEASE TOLERANCE

PLANT CHARACTERISTICS

PLANT HEIGHT	MT
TEST WEIGHT	VG
EMERGENCE	EX
DROUGHT TOLERANCE	VG
STANDABILITY	EX
STAYGREEN	G



Revere 1497 DGVT2P

RM 114

RACEHORSE HYBRID WITH TREMENDOUS TOP-END POTENTIAL

EXCELLENT EARLY VIGOR AND A MEDIUM-TALL PLANT FOR ALL SOILS

NICE INTACT PLANT WITH EXCELLENT GRAIN QUALITY AT HARVEST

PLANT CHARACTERISTICS

PLANT HEIGHT	M
TEST WEIGHT	VG
EMERGENCE	G
DROUGHT TOLERANCE	EX
STANDABILITY	EX
STAYGREEN	G



Revere 1506 VT2P

RM 115


TALL, ROBUST PLANT WITH BROAD ACRE UTILITY

UNIQUE PRODUCT THAT COMBINES EXCELLENT DROUGHT TOLERANCE WITH TRUE TOP END YIELD POTENTIAL

LONG, FULL FLEX EAR WITH GREAT MULTI-PURPOSE ADAPTATION

PLANT CHARACTERISTICS

PLANT HEIGHT	MT
TEST WEIGHT	EX
EMERGENCE	VG
DROUGHT TOLERANCE	EX
STANDABILITY	VG
STAYGREEN	VG



PLANT HEIGHT
S = Short
M/S = Medium-Short
M = Medium
M/T = Medium-Tall
T = Tall

EAR HEIGHT
L = Low
M/L = Medium-Low
M = Medium
M/H = Medium-High
H = High

EAR TYPE
FL = Flex
SF = Semi-Flex
SD = Semi-Determinate
D = Determinate

COB COLOR
P = Pink
R = Red
W = White

USAGE
G = Grain
S = Silage
D = Dual (Grain/Silage)
MP = Multipurpose (Grain/Silage/Ear-Picking)

QUALITY RATINGS
EX = Excellent
VG = Very Good
G = Good
A = Average
F = Fair
BA = Below Average
 - = Not Rated

RECOMMENDED PLANT POPULATION
H = High
MH = Medium High
M = Medium
ML = Medium Low
L = Low

DISEASE RATINGS
A = Average
G = Good
VG = Very Good
EX = Excellent
BA = Below Average

Product	Relative Maturity	Trait	Also Available As	Plant Height	Ear Height	Ear Type	Cob Color	Usage	Highly Productive	Moderately Productive	Less Productive	Recommended Plant Population	NCLB	Grey Leaf Spot	Common Rust	Goss Wilt	Anthracoese
Revere 1513	115	SSX	-	M	M	SF	R	G	HR	HR	R	MH	G	G	A	VG	VG
Revere 1577	115	VT2P	RR2, VT2PRIB, SSX, SSXRIB	M	M	SF	R	G	HR	HR	HR	MH	VG	G	-	G	A
Revere 1524	115	DV	DV	T	MH	SF	R	D	HR	HR	HR	MH	EX	EX	A	EX	EX

Revere 1513 SSX

RM 115


MEDIUM STATURE HYBRID FOR THE HIGHLY MANAGED ACRE

SEMI-FLEX EAR THAT CAN HANDLE A WIDE RANGE OF PLANT POPULATIONS

VERY GOOD STALKS AND ROOTS WITH GREENSNAP AND GOSS MAKE THIS A GOOD WESTERN FIT

PLANT CHARACTERISTICS

PLANT HEIGHT	M
TEST WEIGHT	G
EMERGENCE	VG
DROUGHT TOLERANCE	G
STANDABILITY	VG
STAYGREEN	G



Revere 1577 VT2P

RM 115


PROVEN, CONSISTENT, BROAD ACRE 115 RM HYBRID

GREAT EARLY VIGOR SUITABLE FOR EARLY PLANTING AND NO-TILL

SEMI-FLEX EAR BUT RESPONDS TO PLANT POPULATION AND MANAGEMENT

PLANT CHARACTERISTICS

PLANT HEIGHT	M
TEST WEIGHT	EX
EMERGENCE	EX
DROUGHT TOLERANCE	VG
STANDABILITY	EX
STAYGREEN	A



Revere 1524 DV

RM 115


NEW! DUAL PURPOSE HYBRID WITH TOP END YIELD POTENTIAL ON ALL SOILS

EXCELLENT DISEASE TOLERANCE AND DURACADE™ INSECT PROTECTION MAKE THIS A GREAT CORN ON CORN CHOICE

TALL, ROBUST PLANT MAKES THIS A GREAT SILAGE CHOICE FOR DAIRY PRODUCERS LOOKING FOR TONNAGE AND QUALITY

PLANT CHARACTERISTICS

PLANT HEIGHT	T
TEST WEIGHT	A
EMERGENCE	VG
DROUGHT TOLERANCE	VG
STANDABILITY	VG
STAYGREEN	VG



- | | | | | | | | |
|---|---|--|--|--|--|---|---|
| PLANT HEIGHT
S = Short
M/S = Medium-Short
M = Medium
M/T = Medium-Tall
T = Tall | EAR HEIGHT
L = Low
M/L = Medium-Low
M = Medium
M/H = Medium-High
H = High | EAR TYPE
FL = Flex
SF = Semi-Flex
SD = Semi-Determinate
D = Determinate | COB COLOR
P = Pink
R = Red
W = White | USAGE
G = Grain
S = Silage
D = Dual (Grain/Silage)
MP = Multipurpose (Grain/Silage/Ear-Picking) | QUALITY RATINGS
EX = Excellent
VG = Very Good
G = Good
A = Average
F = Fair
BA = Below Average
- = Not Rated | RECOMMENDED PLANT POPULATION
H = High
MH = Medium High
M = Medium
ML = Medium Low
L = Low | DISEASE RATINGS
A = Average
G = Good
VG = Very Good
EX = Excellent
BA = Below Average |
|---|---|--|--|--|--|---|---|

Product	Relative Maturity	Trait	Also Available As	Plant Height	Ear Height	Ear Type	Cob Color	Usage	Highly Productive	Moderately Productive	Less Productive	Recommended Plant Population	NCLB	Grey Leaf Spot	Common Rust	Goss Wilt	Anthraco
Revere 1525	115	V	V	MT	M	SF	R	G	HR	HR	HR	M	EX	EX	A	EX	EX
Revere 1627	116	TC	-	MT	M	SF	P	G	HR	HR	R	M	G	A	VG	BA	VG
Revere 1707	117	VT2P	-	MT	MS	SF	R	G	HR	HR	HR	MH	VG	VG	VG	BA	EX

Revere 1525 V

RM 115


NEW

NEW! FULL SEASON AGRISURE ARTESIAN™ HYBRID WITH VIPTERA™!

A HEAVY, FLEXY EAR ALLOWS A WIDE POPULATION RANGE FOR ALL SOIL TYPES AND MANAGEMENT STYLES.

SOLID STRESS AND DISEASE TOLERANCE MAKES THIS A GREAT COMPLEMENT TO THE REST OF OUR 115RM LINEUP

PLANT CHARACTERISTICS	
PLANT HEIGHT	MT
TEST WEIGHT	VG
EMERGENCE	EX
DROUGHT TOLERANCE	EX
STANDABILITY	VG
STAYGREEN	EX



Revere 1627 TC

RM 116


NEW

NEW! FULL SEASON TRECEPTA HYBRID WITH TOP END YIELD POTENTIAL AND BROAD ACRE FIT!

UNIQUE COMBINATION OF YIELD, STRESS TOLERANCE AND GRAIN QUALITY

SEMI-FLEX EARS AND TALLER PLANT TYPE FIT SOUTHERN WIDE ROW ENVIRONMENTS PERFECTLY

PLANT CHARACTERISTICS	
PLANT HEIGHT	MT
TEST WEIGHT	EX
EMERGENCE	EX
DROUGHT TOLERANCE	G
STANDABILITY	G
STAYGREEN	G



Revere 1707 VT2P

RM 117

TALL, FULL SEASON 117RM HYBRID FOR THE DEEP SOUTH

GREAT OVERALL DISEASE SCORES IN SOUTHERN ENVIRONMENTS

STRONG STANDABILITY AND EXCELLENT GRAIN QUALITY MAKE THIS FANTASTIC AT HARVEST

PLANT CHARACTERISTICS	
PLANT HEIGHT	MT
TEST WEIGHT	EX
EMERGENCE	A
DROUGHT TOLERANCE	VG
STANDABILITY	VG
STAYGREEN	VG



PLANT HEIGHT
S = Short
M/S = Medium-Short
M = Medium
M/T = Medium-Tall
T = Tall

EAR HEIGHT
L = Low
M/L = Medium-Low
M = Medium
M/H = Medium-High
H = High

EAR TYPE
FL = Flex
SF = Semi-Flex
SD = Semi-Determinate
D = Determinate

COB COLOR
P = Pink
R = Red
W = White

USAGE
G = Grain
S = Silage
D = Dual (Grain/Silage)
MP = Multipurpose (Grain/Silage/Ear-Picking)

QUALITY RATINGS
EX = Excellent
VG = Very Good
G = Good
A = Average
F = Fair
BA = Below Average
- = Not Rated

RECOMMENDED PLANT POPULATION
H = High
MH = Medium High
M = Medium
ML = Medium Low
L = Low

DISEASE RATINGS
A = Average
G = Good
VG = Very Good
EX = Excellent
BA = Below Average

Product	Relative Maturity	Trait	Also Available As	Plant Height	Ear Height	Ear Type	Cob Color	Usage	Highly Productive	Moderately Productive	Less Productive	Recommended Plant Population	NCLB	Grey Leaf Spot	Common Rust	Goss Wilt	Anthraco
Revere 1898	118	TC	-	MT	MH	SF	R	D	HR	HR	R	MH	VG	G	-	A	A
Revere 1919	119	VT2P	-	M	M	SF	R	G	HR	HR	R	MH	-	A	-	A	VG
Revere 1987	119	VT2P	CONV	MT	MH	SF	R	D	HR	HR	R	MH	EX	VG	A	G	VG

Revere 1898 TC

RM 118

HIGH YIELDING 118 WITH TRECEPTA FOR EAR PROTECTION

EXCELLENT NCLB WITH STRONG STALKS AND ROOTS

VERY GOOD TEST WEIGHT ON A SEMI-FLEX EAR THAT RESPONDS TO INCREASED MANAGEMENT

PLANT CHARACTERISTICS

PLANT HEIGHT	MT
TEST WEIGHT	VG
EMERGENCE	VG
DROUGHT TOLERANCE	G
STANDABILITY	VG
STAYGREEN	G

Revere 1919 VT2P

RM 119

NEW! MEDIUM, TALL, STANDARD SOUTHERN ADAPTED HYBRID FOR ALL SOILS

DENSE CANOPY ALLOWS FOR QUICK SHADING OF WIDER ROW SPACING IN THE DEEP SOUTH

ATTRACTIVE HARVEST APPEARANCE AND GRAIN QUALITY MAKE THIS A COMPLETE HYBRID

PLANT CHARACTERISTICS

PLANT HEIGHT	M
TEST WEIGHT	G
EMERGENCE	VG
DROUGHT TOLERANCE	VG
STANDABILITY	G
STAYGREEN	G

Revere 1987 VT2P

RM 119

SOLID DISEASE PACKAGE WITH BEAUTIFUL LATE SEASON PLANT HEALTH AND STANDABILITY

FULL SEASON HYBRID SUITED FOR MULTIPLE ENVIRONMENTS

EXCELLENT GRAIN QUALITY WITH HEAVY TEST WEIGHT AND YIELD POTENTIAL

PLANT CHARACTERISTICS

PLANT HEIGHT	MT
TEST WEIGHT	EX
EMERGENCE	VG
DROUGHT TOLERANCE	VG
STANDABILITY	EX
STAYGREEN	EX

PLANT HEIGHT

S = Short
M/S = Medium-Short
M = Medium
M/T = Medium-Tall
T = Tall

EAR HEIGHT

L = Low
M/L = Medium-Low
M = Medium
M/H = Medium-High
H = High

EAR TYPE

FL = Flex
SF = Semi-Flex
SD = Semi-Determinate
D = Determinate

COB COLOR

P = Pink
R = Red
W = White

USAGE

G = Grain
S = Silage
D = Dual (Grain/Silage)
MP = Multipurpose (Grain/Silage/Ear-Picking)

QUALITY RATINGS

EX = Excellent
VG = Very Good
G = Good
A = Average
F = Fair
BA = Below Average
- = Not Rated

RECOMMENDED PLANT POPULATION

H = High
MH = Medium High
M = Medium
ML = Medium Low
L = Low

DISEASE RATINGS

A = Average
G = Good
VG = Very Good
EX = Excellent
BA = Below Average

REVERE SOYBEAN

48	2	6	XF
-----------	----------	----------	-----------

Maturity
Group
(e.g. 4.8)

1st Year of
Release
(e.g. 2022)

Management
Consideration
(5-9 scale)

Trait







49	2	7	E3S
-----------	----------	----------	------------

Relative
Maturity
(e.g. 4.9)

1st Year of
Release
(e.g. 2022)

Management
Consideration
(5-9 scale)

Trait

Trait Brand	Brand	Description	Trait Provider	
Conventional	Non GMO			
E3	Enlist E3 [®] Soybeans	GT/LL/2,4-D CHOLINE	M.S. Technologies, L.L.C. Corteva	
E3S	Enlist E3 [®] Soybeans/Sulfonylurea	GT/LL/2,4-D CHOLINE/SU	M.S. Technologies, L.L.C. Corteva	
RR2X	Roundup Ready 2 Xtend [®] Soybeans	GT/DICAMBA	Bayer	
RR2XS	Roundup Ready 2 Xtend [®] Soybeans/Sulfonylurea	GT/SU/DICAMBA	Bayer	
XF	XtendFlex [®] Soybeans	GT/LL/DICAMBA	Bayer	
XFS	XtendFlex [®] Soybeans/Sulfonylurea	GT/LL/SU/DICAMBA	Bayer	

Key

S = Sulfonylurea Tolerant
 X = Dicamba Tolerant
 LL/L = Glufosinate Tolerant

GT/G = Glyphosate Tolerant
 E3 = 2, 4-D Choline, Glyphosate, Glufosinate Tolerant
 XF = Dicamba, Glyphosate, Glufosinate Tolerant

Seed containing the XtendFlex[®] traits can only be used to plant a single commercial crop. It is unlawful to save and replant XtendFlex[®] soybeans. Additional information and limitations on the use of this product are provided in the Technology Stewardship Agreement and the Bayer Technology Use Guide: tug.bayer.com. U.S. patents for Bayer technologies can be found at the following webpage: cs.bayerpatents.bayer.com

NOTICE: DO NOT APPLY ANY HERBICIDE TO SEED IN THE ROUNDUP READY[®] XTEND CROP SYSTEM UNLESS IT HAS A PRODUCT LABEL SPECIFICALLY AUTHORIZING THAT USE. TO USE A HERBICIDE IN ANY MANNER INCONSISTENT WITH ITS LABELING IS A VIOLATION OF FEDERAL LAW. REFER TO THE BAYER TECHNOLOGY USE GUIDE FOR DETAILS AND RECOMMENDATIONS ON USING APPROVED ROUNDUP[®] AND LIBERTY[®] BRANDED HERBICIDES ON SEED IN THE ROUNDUP READY[®] XTEND CROP SYSTEM.

Product	Maturity Group	Trait	Growth Habit	Flower Color	Pubesence Color	Pod Color	Plant Height	Stability	Highly Productive	Moderately Productive	Less Productive	Early Planting	Double Crop	Wide Rows	Narrow Rows	Salt Tolerance	IDC	White Mold	Frogeye Leaf Spot	Sudden Death	Stem Canker	SCN Source	RKN	Phytophthora
Innotech IS1843E3	1.8	E3	IND	P	G	B	M	VG	HR	HR	HR	R	-	R	HR	IN	G	EX	-	G	R	R3	S	Rps1c + 3
Innotech IS2342E3	2.3	E3	IND	P	G	T	M	EX	R	HR	HR	R	-	R	HR	IN	G	VG	VG	VG	R	R3 + MR14	S	Rps1k + 3
Revere 2028XF	2.8	E3	IND	P	LT	T	MT	G	HR	HR	HR	HR	-	R	HR	IN	VG	G	-	A	-	R3 + MR14	S	NG + 3
Revere 2424XF	2.4	XF	IND	P	G	B	MT	G	HR	R	R	R	-	R	HR	IN	A	G	-	BA	-	Non-Cyst	S	Rps1c + 4
Innotech IS2818E3	2.8	E3	IND	W	G	T	M	EX	HR	HR	HR	HR	-	R	R	IN	EX	VG	VG	VG	R	R3	S	Rps1k + 2
Innotech IS3196E3	3.1	E3	IND	W	G	B	MT	VG	R	HR	HR	HR	-	R	HR	IN	VG	A	EX	G	R	R3 + MR14	S	Rps1c + 2
Revere 3316XF	3.3	XF	IND	P	G	T	M	EX	HR	HR	R	HR	-	R	HR	IN	A	G	-	VG	R	R3 + MR14	S	NG + 4
Innotech IS3444E3	3.4	E3	IND	P	LT	B	MT	VG	HR	HR	HR	HR	-	HR	HR	IN	G	G	G	VG	R	R3 + MR14	S	NG + 2
Revere 3626XFS	3.6	XFS	IND	P	T	B	M	EX	HR	HR	R	R	HR	HR	HR	IN	-	-	EX	EX	R	R3 + MR14	S	Rps1a + 1
Innotech IS3750E3S	3.7	E3S	IND	P	LT	B	MT	EX	HR	HR	R	R	HR	HR	HR	IN	A	-	G	EX	R	R3 + MR14	S	Rps1k + 2
Innotech IS3958E3S	3.9	E3S	IND	W	LT	T	MT	G	R	R	R	R	HR	HR	HR	IN	G	A	VG	G	R	R3 + MR14	S	Rps1c + 2
Revere 3908XFS	3.9	XFS	IND	P	LT	B	MT	G	HR	HR	HR	R	HR	R	R	IN	VG	-	A	A	R	MR3	S	NG
Revere 4128XFS	4.1	XFS	IND	P	LT	B	M	EX	R	HR	HR	R	HR	R	HR	EX	EX	-	EX	VG	R	R3 + MR14	S	Rps1a + 0.5
Revere 4299XS	4.2	RR2XS	IND	P	LT	B	MT	VG	HR	HR	HR	HR	R	NR	R	EX	-	-	VG	VG	R	R3 + MR14	S	Rps1c + 3
Innotech IS4324E3	4.3	E3	IND	W	LT	B	M	VG	HR	HR	R	R	R	R	HR	IN	G	-	EX	VG	R	R3 + MR14	S	NG + 3
Revere 4415XF	4.4	XF	IND	P	LT	B	M	VG	HR	R	R	HR	R	R	HR	IN	VG	-	VG	VG	R	MR3 + MR14	S	Rps1k
Revere 4506XS	4.5	RR2XS	IND	P	LT	B	M	VG	HR	HR	R	R	R	R	HR	IN	-	-	VG	VG	R	R3 + MR14	MR	Rps1c + 1
Revere 4565XS	4.5	RR2XS	IND	W	T	B	M	G	HR	HR	R	R	R	R	HR	EX	-	-	EX	VG	R	R3 + MR14	S	Rps1a + 2
Revere 4526XFS	4.5	XFS	IND	P	LT	T	MT	VG	HR	HR	R	HR	HR	HR	HR	EX	A	-	BA	G	R	R3 + MR14	S	Rps1c + 4
Innotech IS4684E3S	4.6	E3S	IND	P	G	B	MT	VG	R	HR	HR	HR	HR	HR	R	EX	G	-	G	VG	R	R3 + MR14	S	NG + 3
Revere 4694E3S	4.6	E3S	IND	W	T	T	M	VG	HR	R	R	R	R	HR	R	EX	-	-	EX	G	R	R3 + MR14	S	NG + 2
Revere 4606XFS	4.6	XFS	IND	P	LT	B	MT	G	R	HR	HR	HR	HR	HR	R	EX	-	-	-	VG	R	R3 + MR14	S	Rps1c + 4
Innotech IS4737E3	4.7	E3	IND	P	G	B	M	EX	HR	HR	R	HR	R	HR	R	EX	-	-	G	-	R	R3 + MR14	S	NG + 3

QUALITY RATINGS

EX = Excellent
 VG = Very Good
 G = Good
 F = Fair
 A = Average
 BA = Below Average
 - = Not rated

FLOWER COLOR

P = Purple
 W = White

PUBESCENCE COLOR

LT = Light Tawny
 T = Tawny
 G = Gray

PLANT HEIGHT

M = Medium
 MT = Medium Tall
 T = Tall

PRODUCT PLACEMENT

HR = Highly Recommended
 R = Recommended
 NR = Not Recommended

RKN/STEM/CANKER

R = Resistant
 S = Susceptible
 MR = Moderately Resistant
 MR-MS = Mixed
 MS = Moderately Susceptible

SALT TOLERANCE

IN = Includer
 MX = Mixed
 EX = Excluder

Key

RR2X = Roundup Ready 2 Xtend® Soybeans

RR2XS = Roundup Ready 2 Xtend® Soybeans/Sulfonylurea
 XF = XtendFlex® Soybeans

XFS = XtendFlex® Soybeans/Sulfonylurea

E3 = Enlist E3® Soybeans
 E3S = Enlist E3® Soybeans/Sulfonylurea

Product	Maturity Group	Trait	Growth Habit	Flower Color	Pubesence Color	Pod Color	Plant Height	Stabiarity	Highly Productive	Moderately Productive	Less Productive	Early Planting	Double Crop	Wide Rows	Narrow Rows	Salt Tolerance	IDC	White Mold	Frogeye Leaf Spot	Sudden Death	Stem Canker	SCN Source	RKN	Phytophthora
Revere 4795XS	4.7	RR2XS	IND	P	LT	T	M	VG	HR	HR	HR	R	R	HR	R	EX	-	-	VG	EX	R	R3 + MR14	S	Rps1c + 2
Revere 4727XFS	4.7	XFS	IND	W	LT	B	M	VG	R	HR	HR	HR	R	R	HR	IN	EX	-	EX	EX	R	R3 + MR14	S	Rps1a + 0.5
Revere 4806XS	4.8	RR2XS	IND	P	LT	T	M	EX	HR	HR	HR	HR	HR	HR	R	EX	-	-	VG	EX	R	R3	S	Rps1c + 3
Revere 4889XS	4.8	RR2XS	IND	P	LT	B	T	G	R	HR	HR	HR	HR	R	HR	IN	-	-	G	G	R	R3 + MR14	S	NG + 1.5
Revere 4826XF	4.8	XF	IND	P	LT	T	MT	EX	HR	HR	HR	HR	R	HR	HR	EX	G	-	BA	G	R	R3 + MR14	S	HRps1c + 2
Innotech IS4918E3	4.9	E3	IND	W	LT	T	M	EX	R	R	R	R	R	R	HR	IN	-	-	VG	G	R	R3 + MR14	R	NG + 3
Revere 4927E3S	4.9	E3S	IND	W	G	T	MT	EX	HR	HR	HR	HR	HR	R	R	EX	-	-	EX	EX	R	Non-Cyst	S	NG + 10
Revere 4966X	4.9	RR2X	IND	P	LT	T	M	VG	HR	HR	R	HR	R	HR	HR	EX	-	-	G	G	R	R3 + MR14	S	Rps1a + 2
Revere 4925XFS	4.9	XFS	IND	P	LT	T	MT	VG	R	HR	HR	HR	HR	HR	R	IN	A	-	F	G	R	R3 + MR14	S	NG + 4
Revere 5087X	5.0	RR2X	IND	P	LT	T	MT	G	HR	HR	HR	R	R	R	R	IN	-	-	EX	VG	R	R3 + MR14	S	NG + 1.5
Revere 5029XF	5.0	XF	IND	P	LT	B	T	G	-	HR	R	HR	R	HR	R	IN	BA	-	A	A	R	R3 + MR14	S	Rps1c + 3
Innotech IS5143E3	5.1	E3	IND	W	G	B	MT	G	R	HR	HR	HR	R	HR	HR	EX	G	-	EX	VG	R	R3	MR	Rps1c + 3
Innotech IS5360E3	5.3	E3	IND	P	LT	B	M	EX	HR	HR	R	HR	R	R	HR	IN	-	-	G	-	MR	R3 + MR14	S	NG + 3
Revere 5386X	5.3	RR2X	IND	P	LT	T	M	VG	R	HR	HR	R	R	NR	R	IN	-	-	VG	G	R	R3 + MR14	MR-MS	Rps1a + 1.5
Revere 5429E3	5.4	E3	IND	P	G	B	T	VG	R	HR	HR	HR	HR	HR	R	EX	-	-	EX	EX	R	R3 + MR14	S	NG + 0.5
Revere 5418XFS	5.4	XFS	IND	P	T	T	MT	VG	HR	HR	HR	HR	R	HR	R	MX	-	-	-	G	R	Non-Cyst	R	Rps1c + 4
Revere 5588X	5.5	RR2X	DET	W	T	T	M	VG	HR	HR	HR	R	R	R	R	EX	-	-	EX	VG	MR	R1, R3	R	NG + 1.5
Revere 5614XF	5.6	XF	DET	W	T	B	M	EX	R	HR	HR	R	R	R	R	IN	G	-	-	G	R	MR3	MS	NG + 3
Revere 5797X	5.7	RR2X	DET	W	T	T	M	VG	HR	R	R	HR	HR	HR	HR	IN	-	-	-	G	R	R3	R	NG + 3
Revere 5909XFS	5.9	XFS	IND	W	T	T	T	A	R	HR	HR	HR	HR	HR	R	-	-	-	BA	-	R	R3 + MR14	MR	NG + 4
Revere 6206X	6.2	RR2X	DET	P	T	T	M	EX	HR	HR	R	R	R	R	HR	EX	-	-	VG	-	R	Non-Cyst	R	Rps1a + 1.5
Revere 6325E3	6.3	E3	DET	W	G	T	M	EX	HR	HR	R	HR	R	HR	HR	X	A	-	-	G	R	MR3 + MR14	R	Rps1c + 4
Revere 6729XFS	6.7	XFS	DET	P	T	T	T	G	HR	HR	R	HR	R	HR	HR	EX	G	-	BA	A	R	Non-Cyst	R	NG + 4
Revere 7127XF	7.1	XF	DET	P	T	T	MT	VG	HR	HR	R	HR	R	HR	R	EX	-	-	A	A	R	Non-Cyst	R	-
Revere 7305X	7.3	RR2X	DET	W	T	T	M	VG	R	R	R	NR	HR	HR	R	EX	-	-	EX	VG	R	R3 + MR14	R	NG + 3

QUALITY RATINGS

EX = Excellent
 VG = Very Good
 G = Good
 F = Fair
 A = Average
 BA = Below Average
 - = Not rated

FLOWER COLOR

P = Purple
 W = White

PUBESCENCE COLOR

LT = Light Tawny
 T = Tawny
 G = Gray

PLANT HEIGHT

M = Medium
 MT = Medium Tall
 T = Tall

PRODUCT PLACEMENT

HR = Highly Recommended
 R = Recommended
 NR = Not Recommended

RKN/STEM/CANKER

R = Resistant
 S = Susceptible
 MR = Moderately Resistant
 MR-MS = Mixed
 MS = Moderately Susceptible

SALT TOLERANCE

IN = Includer
 MX = Mixed
 EX = Excluder

Key

RR2X = Roundup Ready 2 Xtend® Soybeans


RR2XS = Roundup Ready 2 Xtend® Soybeans/Sulfonyleurea
 XF = RxtendFlex® Soybeans

XFS = XtendFlex® Soybeans/Sulfonyleurea

E3 = Enlist E3® Soybeans
 E3S = Enlist E3® Soybeans/Sulfonyleurea


RADIUS Seed Treatment

Radius seed treatments for soybeans offer growers superior protection against yield robbing insects and diseases. Achieve better plant stands with protection from pythium, rhizoctonia, fusarium, phytophthora, phomopsis, seed decay, and seedling blight.





Product	Maturity Group	Flower Color	Pubescence Color	Highly Productive	Moderately Productive	Less Productive	Early Planting	Double Crop	Wide Rows	Narrow Rows	IDC	White Mold	Frogeye Leaf Spot	SDS	RKN
Revere 2028XF	2.0	P	LT	HR	HR	HR	HR	-	R	HR	VG	G	-	A	S
Revere 2424XF	2.4	P	G	HR	R	R	R	-	R	HR	A	G	-	BA	S



Revere 2028XF NEW

MG 2.8

NEW! EARLY GROUP II XTENDFLEX®

YIELD LEADER, STABLE ACROSS ALL SOIL TYPES AND ENVIRONMENTS

SOLID DISEASE PACKAGE WITH BROWN STEM ROT RESISTANCE AND EXCELLENT PHYTOPHTHORA FIELD TOLERANCE

PLANT CHARACTERISTICS	
PLANT HEIGHT	MT
GROWTH HABIT	IND
STANDABILITY	G
STEM CANKER	-
PHYTOPHTHORA	NG + 3
SALT TOLERANCE	IN



Revere 2424XF NEW

MG 2.4

NEW! MID GROUP II XTENDFLEX® THAT EXCELS IN MODERATE TO HIGHER YIELD ENVIRONMENTS

ATTRACTIVE MEDIUM BUSH SOYBEAN PRODUCT WITH GOOD STANDABILITY

GOOD WHITE MOLD TOLERANCE FOR ACRES WITH HIGH PRESSURE

PLANT CHARACTERISTICS	
PLANT HEIGHT	MT
GROWTH HABIT	IND
STANDABILITY	G
STEM CANKER	-
PHYTOPHTHORA	Rps1c + 4
SALT TOLERANCE	IN



QUALITY RATINGS

- EX = Excellent
- VG = Very Good
- G = Good
- F = Fair
- A = Average
- BA = Below Average
- = Not rated

FLOWER COLOR

- P = Purple
- W = White

PUBESCENCE COLOR

- LT = Light Tawny
- T = Tawny
- G = Gray

PLANT HEIGHT

- M = Medium
- MT = Medium Tall
- T = Tall

PRODUCT PLACEMENT

- HR = Highly Recommended
- R = Recommended
- NR = Not Recommended

RKN/STEM/CANKER

- R = Resistant
- S = Susceptible
- MR = Moderately Resistant
- MR-MS = Mixed
- MS = Moderately Susceptible

SALT TOLERANCE

- IN = Includer
- MX = Mixed
- EX = Excluder

Product	Maturity Group	Flower Color	Pubescence Color	Highly Productive	Moderately Productive	Less Productive	Early Planting	Double Crop	Wide Rows	Narrow Rows	IDC	White Mold	Frogeye Leaf Spot	SDS	RKN
Revere 3316XF	3.3	P	G	HR	HR	R	HR	-	R	HR	A	G	-	VG	S
Revere 3626XFS	3.6	P	T	HR	HR	R	R	HR	HR	HR	-	-	EX	EX	S
Revere 3908XFS	3.9	P	LT	HR	HR	HR	R	HR	R	R	VG	-	A	A	S

Revere 3316XF


MG 3.3

PROVEN! EARLY GROUP III XTENDFLEX® WITH EAST TO WEST PERFORMANCE

MEDIUM HEIGHT WITH EXCELLENT STANDABILITY FOR PRODUCTIVE ACRES

GOOD SDS, BROWN STEM ROT RESISTANT, MANAGE PHYTOPHTHORA WITH SEED TREATMENT

PLANT CHARACTERISTICS	
PLANT HEIGHT	M
GROWTH HABIT	IND
STANDABILITY	EX
STEM CANCER	R
PHYTOPHTHORA	NG + 4
SALT TOLERANCE	IN



Revere 3626XFS

NEW


MG 3.6

NEW! LATE GROUP III XTENDFLEX® WITH A BIG FOOTPRINT

MEDIUM HEIGHT PLANT WITH A WIDE STANCE THAT CRANKS OUT YIELDS

GREAT OVERALL DISEASE PACKAGE AND GREAT HARVEST APPEARANCE

PLANT CHARACTERISTICS	
PLANT HEIGHT	M
GROWTH HABIT	IND
STANDABILITY	EX
STEM CANCER	R
PHYTOPHTHORA	Rps1a + 1
SALT TOLERANCE	IN



Revere 3908XFS


MG 3.9

PROVEN! XTENDFLEX® LATE GROUP III WITH GLUFOSINATE, GLYPHOSATE, DICAMBA, AND SULFONYLUREA TOLERANCE

MEDIUM TALL VARIETY THAT IS AN EXCELLENT DOUBLE CROP OPTION

HIGH PERFORMING LINE WITH STEM CANCER RESISTANCE

PLANT CHARACTERISTICS	
PLANT HEIGHT	MT
GROWTH HABIT	IND
STANDABILITY	G
STEM CANCER	R
PHYTOPHTHORA	NG
SALT TOLERANCE	IN



QUALITY RATINGS
EX = Excellent
VG = Very Good
G = Good
F = Fair
A = Average
BA = Below Average
 - = Not rated

FLOWER COLOR
P = Purple
W = White

PUBESCENCE COLOR
LT = Light Tawny
T = Tawny
G = Gray

PLANT HEIGHT
M = Medium
MT = Medium Tall
T = Tall

PRODUCT PLACEMENT
HR = Highly Recommended
R = Recommended
NR = Not Recommended

RKN/STEM/CANCER
R = Resistant
S = Susceptible
MR = Moderately Resistant
MR-MS = Mixed
MS = Moderately Susceptible

SALT TOLERANCE
IN = Includer
MX = Mixed
EX = Excluder

Product	Maturity Group	Flower Color	Pubescence Color	Highly Productive	Moderately Productive	Less Productive	Early Planting	Double Crop	Wide Rows	Narrow Rows	IDC	White Mold	Frogeye Leaf Spot	SDS	RKN
Revere 4128XFS	4.1	P	LT	R	HR	HR	R	HR	R	HR	EX	-	EX	VG	S
Revere 4299XS	4.2	P	LT	HR	HR	HR	HR	R	NR	HR	-	-	VG	VG	S
Revere 4415XF	4.4	P	LT	HR	R	R	HR	R	R	HR	VG	-	VG	VG	S

Revere 4128XFS

MG 4.1



NEW! EARLY GROUP IV MATURITY XTENDFLEX® FOR THE MID-SOUTH AND EAST COAST

IDC AND FROGEYE TOLERANCE ROUND OUT THIS LIGHT TAWNY

TALLER PLANT WITH SULFONYLUREA AND SALT TOLERANCE MAKES THIS AN EXCELLENT FULL SEASON OR DOUBLE CROP OPTION

PLANT CHARACTERISTICS

PLANT HEIGHT	M
GROWTH HABIT	IND
STANDABILITY	EX
STEM CANKER	R
PHYTOPHTHORA	Rps1a + 0.5
SALT TOLERANCE	EX



Revere 4299XS

MG 4.2

PROVEN! EARLY GROUP IV ROUNDUP READY 2 XTEND® WITH SULFONYLUREA TOLERANCE

NARROW PLANT TYPE WITH EXCELLENT STANDABILITY FOR TWIN ROW OR DRILLED CONFIGURATIONS

EXCLUDER FOR SALT, SOUTHERN STEM CANKER RESISTANCE, SCN RESISTANCE

PLANT CHARACTERISTICS

PLANT HEIGHT	MT
GROWTH HABIT	IND
STANDABILITY	VG
STEM CANKER	R
PHYTOPHTHORA	Rps1c + 3
SALT TOLERANCE	EX



Revere 4415XF

MG 4.4

EARLY GROUP IV XTENDFLEX® WITH TOLERANCE TO DICAMBA, GLYPHOSATE, GLUFOSINATE

MEDIUM HEIGHT WITH GOOD LODGING AND BEST PERFORMANCE ON MORE PRODUCTIVE SOILS

VERY GOOD SUDDEN DEATH, FROGEYE LEAFSPOT AND SHATTER SCORES

PLANT CHARACTERISTICS

PLANT HEIGHT	M
GROWTH HABIT	IND
STANDABILITY	VG
STEM CANKER	R
PHYTOPHTHORA	Rps1k + 1
SALT TOLERANCE	IN



QUALITY RATINGS

EX = Excellent
 VG = Very Good
 G = Good
 F = Fair
 A = Average
 BA = Below Average
 - = Not rated

FLOWER COLOR

P = Purple
 W = White

PUBESCENCE COLOR

LT = Light Tawny
 T = Tawny
 G = Gray

PLANT HEIGHT

M = Medium
 MT = Medium Tall
 T = Tall

PRODUCT PLACEMENT

HR = Highly Recommended
 R = Recommended
 NR = Not Recommended

RKN/STEM/CANKER

R = Resistant
 S = Susceptible
 MR = Moderately Resistant
 MR-MS = Mixed
 MS = Moderately Susceptible

SALT TOLERANCE

IN = Includer
 MX = Mixed
 EX = Excluder

Product	Maturity Group	Flower Color	Pubescence Color	Highly Productive	Moderately Productive	Less Productive	Early Planting	Double Crop	Wide Rows	Narrow Rows	IDC	White Mold	Frogeye Leaf Spot	SDS	RKN
Revere 4565XS	4.5	W	T	HR	HR	R	R	R	R	HR	-	-	EX	VG	S
Revere 4506XS	4.5	P	LT	HR	HR	R	R	R	R	HR	-	-	VG	VG	MR
Revere 4526XFS	4.5	P	LT	HR	HR	R	HR	HR	HR	HR	A	-	BA	G	S

Revere 4565XS


MG 4.5

PROVEN! HIGH YIELDING ROUNDUP READY 2 XTEND® WITH SULFONYLUREA TOLERANCE

SALT EXCLUDER FOR ALL SOIL TYPES FOR FULL SEASON AND DOUBLE CROP ACRES

EXCELLENT FROGEYE SCORES AND FULL STEM CANKER RESISTANCE

PLANT CHARACTERISTICS	
PLANT HEIGHT	M
GROWTH HABIT	IND
STANDABILITY	G
STEM CANKER	R
PHYTOPHTHORA	Rps1a + 2
SALT TOLERANCE	EX



Revere 4506XS


MG 4.5

PROVEN! ROUNDUP READY 2 XTEND® WITH SULFONYLUREA TOLERANCE

EXCELLENT YIELDS FROM THIS INDETERMINATE ON SOUTHERN ROOT KNOT NEMATODE (M.INCOGNITA) SOILS

FAVORS MIXED TO LIGHT SOILS IN THE MID-SOUTH

PLANT CHARACTERISTICS	
PLANT HEIGHT	M
GROWTH HABIT	IND
STANDABILITY	VG
STEM CANKER	R
PHYTOPHTHORA	Rps1c + 2
SALT TOLERANCE	IN



NEW

Revere 4526XFS


MG 4.5

NEW! MID GROUP IV XTENDFLEX® WITH CONSISTENT YIELDS.

ATTRACTIVE PLANT TYPE WITH VERY GOOD STANDABILITY SUITED FOR MOST SOIL TYPES AND ENVIRONMENTS.

SALT EXCLUDER AND SULFONYLUREA TOLERANCE MAKE THIS A GREAT FIT FOR THE MID-SOUTH AND EAST COAST DOUBLE CROP ACRES

PLANT CHARACTERISTICS	
PLANT HEIGHT	MT
GROWTH HABIT	IND
STANDABILITY	VG
STEM CANKER	R
PHYTOPHTHORA	Rps1c + 4
SALT TOLERANCE	EX



QUALITY RATINGS
EX = Excellent
VG = Very Good
G = Good
F = Fair
A = Average
BA = Below Average
 - = Not rated

FLOWER COLOR
P = Purple
W = White

PUBESCENCE COLOR
LT = Light Tawny
T = Tawny
G = Gray

PLANT HEIGHT
M = Medium
MT = Medium Tall
T = Tall

PRODUCT PLACEMENT
HR = Highly Recommended
R = Recommended
NR = Not Recommended

RKN/STEM/CANKER
R = Resistant
S = Susceptible
MR = Moderately Resistant
MR-MS = Mixed
MS = Moderately Susceptible

SALT TOLERANCE
IN = Includer
MX = Mixed
EX = Excluder

Product	Maturity Group	Flower Color	Pubescence Color	Highly Productive	Moderately Productive	Less Productive	Early Planting	Double Crop	Wide Rows	Narrow Rows	IDC	White Mold	Frogeye Leaf Spot	SDS	RKN
Revere 4694E3S	4.6	W	T	HR	R	R	R	R	HR	R	-	-	EX	G	S
Revere 4606XFS	4.6	P	LT	R	HR	HR	HR	HR	HR	R	-	-	-	VG	S
Revere 4795XS	4.7	P	LT	HR	HR	HR	R	R	HR	R	-	-	VG	EX	S

Revere 4694E3S

MG 4.6

PROVEN! MID GROUP IV ENLIST E3® WITH SULFONYLUREA TOLERANCE

ATTRACTIVE TAWNY, TAN WITH A GOOD DISEASE PACKAGE, EXCLUDER FOR SALT

MEDIUM PLANT HEIGHT AND GREAT STANDABILITY MAKE THIS AN EXCELLENT CHOICE ON PRODUCTIVE SOILS

PLANT CHARACTERISTICS

PLANT HEIGHT	M
GROWTH HABIT	IND
STANDABILITY	VG
STEM CANKER	R
PHYTOPHTHORA	NG + 2
SALT TOLERANCE	EX



Revere 4606XFS

MG 4.6

PROVEN! XTENDFLEX® MID GROUP IV WITH SULFONYLUREA TOLERANCE

GREAT EARLY SEASON VIGOR IN A BUSHY PLANT SUITED TO WIDE ROW CONFIGURATIONS

EXCLUDER FOR SALT, WITH SOUTHERN STEM CANKER RESISTANCE

PLANT CHARACTERISTICS

PLANT HEIGHT	MT
GROWTH HABIT	IND
STANDABILITY	G
STEM CANKER	R
PHYTOPHTHORA	Rps1c + 4
SALT TOLERANCE	MX



Revere 4795XS

MG 4.7

PROVEN! TOP SELLING! MID GROUP IV ROUNDUP READY 2 XTEND® VARIETY WITH SULFONYLUREA TOLERANCE

MEDIUM BUSH PLANT HIGHLY SUITED FOR PRODUCTIVE, AND LODGE PRONE SITUATIONS

EXCLUDER FOR SALT WITH EXCELLENT FROGEYE TOLERANCE AND STEM CANKER RESISTANCE

PLANT CHARACTERISTICS

PLANT HEIGHT	M
GROWTH HABIT	IND
STANDABILITY	VG
STEM CANKER	R
PHYTOPHTHORA	Rps1c + 2
SALT TOLERANCE	EX



QUALITY RATINGS

EX = Excellent
 VG = Very Good
 G = Good
 F = Fair
 A = Average
 BA = Below Average
 - = Not rated

FLOWER COLOR

P = Purple
 W = White

PUBESCENCE COLOR

LT = Light Tawny
 T = Tawny
 G = Gray

PLANT HEIGHT

M = Medium
 MT = Medium Tall
 T = Tall

PRODUCT PLACEMENT

HR = Highly Recommended
 R = Recommended
 NR = Not Recommended

RKN/STEM/CANKER

R = Resistant
 S = Susceptible
 MR = Moderately Resistant
 MR-MS = Mixed
 MS = Moderately Susceptible

SALT TOLERANCE

IN = Includer
 MX = Mixed
 EX = Excluder

Product	Maturity Group	Flower Color	Pubescence Color	Highly Productive	Moderately Productive	Less Productive	Early Planting	Double Crop	Wide Rows	Narrow Rows	IDC	White Mold	Frogeye Leaf Spot	SDS	RKN
Revere 4727XFS	4.7	W	LT	R	HR	HR	HR	R	R	HR	EX	-	EX	EX	S
Revere 4806XS	4.8	P	LT	HR	HR	HR	HR	HR	HR	R	-	-	VG	EX	S
Revere 4889XS	4.8	P	LT	R	HR	HR	HR	HR	R	HR	-	-	G	G	S

Revere 4727XFS

MG 4.7

NEW

NEW! LATE GROUP IV MATURITY XTENDFLEX® FOR ALL SOIL TYPES

GREAT STANDABILITY FOR HIGH YIELD ENVIRONMENTS AND THE GUTS FOR TOUGHER SOILS

COMPLETE AGRONOMIC PACKAGE WITH IDC, PRR, SDS, FELS, STEM CANCKER, AND CERCOSPORA TOLERANCE

PLANT CHARACTERISTICS	
PLANT HEIGHT	M
GROWTH HABIT	IND
STANDABILITY	VG
STEM CANCKER	R
PHYTOPHTHORA	Rps1a + 0.5
SALT TOLERANCE	IN

Revere 4806XS

MG 4.8

PROVEN! BEAUTIFUL! MUST PLANT! LATE GROUP IV ROUNDUP READY 2 XTEND® WITH SULFONYLUREA TOLERANCE

EXCLUDER FOR SALT, MEDIUM HEIGHT WITH EXCELLENT STANDABILITY

SOLID DISEASE PACKAGE WITH EXCELLENT FROGEYE AND SUDDEN DEATH SYNDROME SCORES

PLANT CHARACTERISTICS	
PLANT HEIGHT	M
GROWTH HABIT	IND
STANDABILITY	EX
STEM CANCKER	R
PHYTOPHTHORA	Rps1c + 3
SALT TOLERANCE	EX

Revere 4889XS

MG 4.8

PROVEN! LATE GROUP IV ROUNDUP READY 2 XTEND® WITH SULFONYLUREA TOLERANCE

TALL NARROW CANOPY PLANT TYPE WITH EXCEPTIONAL VIGOR AND VERY GOOD PHYTOPHTHORA FIELD TOLERANCE

EXCELS IN BOTH IRRIGATED AND DRYLAND ENVIRONMENTS FROM THE DELTA TO THE EAST COAST

PLANT CHARACTERISTICS	
PLANT HEIGHT	T
GROWTH HABIT	IND
STANDABILITY	G
STEM CANCKER	R
PHYTOPHTHORA	NG + 1.5
SALT TOLERANCE	IN

QUALITY RATINGS
EX = Excellent
VG = Very Good
G = Good
F = Fair
A = Average
BA = Below Average
 - = Not rated

FLOWER COLOR
P = Purple
W = White

PUBESCENCE COLOR
LT = Light Tawny
T = Tawny
G = Gray

PLANT HEIGHT
M = Medium
MT = Medium Tall
T = Tall

PRODUCT PLACEMENT
HR = Highly Recommended
R = Recommended
NR = Not Recommended

RKN/STEM/CANCKER
R = Resistant
S = Susceptible
MR = Moderately Resistant
MR-MS = Mixed
MS = Moderately Susceptible

SALT TOLERANCE
IN = Includer
MX = Mixed
EX = Excluder

Product	Maturity Group	Flower Color	Pubescence Color	Highly Productive	Moderately Productive	Less Productive	Early Planting	Double Crop	Wide Rows	Narrow Rows	IDC	White Mold	Frogeye Leaf Spot	SDS	RKN
Revere 4826XF	4.8	P	LT	HR	HR	HR	HR	R	HR	HR	G	-	BA	G	S
Revere 4927E3S	4.9	W	G	HR	HR	HR	HR	HR	R	R	-	-	EX	EX	S
Revere 4966X	4.9	P	LT	HR	HR	R	HR	R	HR	HR	-	-	G	G	S

Revere 4826XF

MG 4.8

NEW

NEW! LATE GROUP IV MUST PLANT XTENDFLEX® WITH TOP END YIELD POTENTIAL

BEAUTIFUL PLANT TYPE THAT FILLS WIDE ROWS AND STANDS WELL.

NICE AGRONOMIC PACKAGE, INCLUDING SALT TOLERANCE AND RPS1C PRR TOLERANCE

PLANT CHARACTERISTICS

PLANT HEIGHT	MT
GROWTH HABIT	IND
STANDABILITY	EX
STEM CANKER	R
PHYTOPHTHORA	HRps1c + 2
SALT TOLERANCE	EX



Revere 4927E3S

MG 4.9

NEW

NEW! MUST PLANT LATE GROUP IV MATURITY ENLIST E3® WITH A NEW GENETIC BACKGROUND.

GREAT LOOKING PLANT THAT STANDS WELL AND HAS THE HEIGHT FOR CLAY SOILS

GREAT OVERALL DISEASE TOLERANCE WITH STRONG FIELD TOLERANCE TO PRR AND SALT

PLANT CHARACTERISTICS

PLANT HEIGHT	MT
GROWTH HABIT	IND
STANDABILITY	EX
STEM CANKER	R
PHYTOPHTHORA	NG + 1
SALT TOLERANCE	EX



Revere 4966X

MG 4.9

PROVEN! TOP SELLING! YIELD LEADING! LATE GROUP IV ROUNDUP READY 2 XTEND® VARIETY

EXCLUDER FOR SALT SITUATIONS WITH GREAT STANDABILITY

MEDIUM PLANT HEIGHT BUT WIDE STANCE CLOSES ROWS QUICKLY

PLANT CHARACTERISTICS

PLANT HEIGHT	M
GROWTH HABIT	IND
STANDABILITY	VG
STEM CANKER	R
PHYTOPHTHORA	Rps1a + 2
SALT TOLERANCE	EX



QUALITY RATINGS

EX = Excellent
 VG = Very Good
 G = Good
 F = Fair
 A = Average
 BA = Below Average
 - = Not rated

FLOWER COLOR

P = Purple
 W = White

PUBESCENCE COLOR

LT = Light Tawny
 T = Tawny
 G = Gray

PLANT HEIGHT

M = Medium
 MT = Medium Tall
 T = Tall

PRODUCT PLACEMENT

HR = Highly Recommended
 R = Recommended
 NR = Not Recommended

RKN/STEM/CANKER

R = Resistant
 S = Susceptible
 MR = Moderately Resistant
 MR-MS = Mixed
 MS = Moderately Susceptible

SALT TOLERANCE

IN = Includer
 MX = Mixed
 EX = Excluder

Product	Maturity Group	Flower Color	Pubescence Color	Highly Productive	Moderately Productive	Less Productive	Early Planting	Double Crop	Wide Rows	Narrow Rows	IDC	White Mold	Frogeye Leaf Spot	SDS	RKN
Revere 4925XFS	4.9	P	LT	R	HR	HR	HR	HR	HR	R	A	-	F	G	S
Revere 5087X	5.0	P	LT	HR	HR	HR	R	R	R	R	-	-	EX	VG	S
Revere 5029XF	5.0	P	LT	R	HR	HR	HR	R	HR	R	BA	-	A	A	S

Revere 4925XFS

MG 4.9

NEW


NEW! LATE GROUP IV XTENDFLEX® LIGHT TAWNY WITH SULFONYLUREA TOLERANCE

CONSISTENT PERFORMANCE IN ALL ENVIRONMENTS FROM THE DELTA TO THE DELMARVA

A GREAT OPTION TO COMPANION WITH REVERE 4606XFS AND REVERE 4826XF

PLANT CHARACTERISTICS

PLANT HEIGHT	MT
GROWTH HABIT	IND
STANDABILITY	VG
STEM CANKER	R
PHYTOPHTHORA	NG + 4
SALT TOLERANCE	IN



Revere 5087X

MG 5.0


PROVEN! YIELD LEADING, INDETERMINATE EARLY GROUP V ROUNDUP READY 2 XTEND®

PLANT THIS MEDIUM-TALL, WIDE VARIETY WITH CONFIDENCE ACROSS SOIL TYPES

VERY GOOD STANDABILITY ADAPTED TO BOTH NARROW AND WIDE ROW CONFIGURATIONS

PLANT CHARACTERISTICS

PLANT HEIGHT	MT
GROWTH HABIT	IND
STANDABILITY	G
STEM CANKER	R
PHYTOPHTHORA	NG + 1.5
SALT TOLERANCE	IN



Revere 5029XF

MG 5.0

NEW


NEW! EARLY GROUP V INDETERMINATE XTENDFLEX® THAT IS AN EXCELLENT COMPLIMENT TO OUR MG4 LINEUP

AGGRESSIVE PLANT TYPE FOR EARLY PLANTING OR STRESS PRONE CONDITIONS

EXCELLENT CHOICE FOR HEAVIER SOILS OR TO SPREAD HARVEST TIMING

PLANT CHARACTERISTICS

PLANT HEIGHT	T
GROWTH HABIT	IND
STANDABILITY	G
STEM CANKER	R
PHYTOPHTHORA	Rps1c + 3
SALT TOLERANCE	IN



QUALITY RATINGS
EX = Excellent
VG = Very Good
G = Good
F = Fair
A = Average
BA = Below Average
 - = Not rated

FLOWER COLOR
P = Purple
W = White

PUBESCENCE COLOR
LT = Light Tawny
T = Tawny
G = Gray

PLANT HEIGHT
M = Medium
MT = Medium Tall
T = Tall

PRODUCT PLACEMENT
HR = Highly Recommended
R = Recommended
NR = Not Recommended

RKN/STEM/CANKER
R = Resistant
S = Susceptible
MR = Moderately Resistant
MR-MS = Mixed
MS = Moderately Susceptible

SALT TOLERANCE
IN = Includer
MX = Mixed
EX = Excluder

Product	Maturity Group	Flower Color	Pubescence Color	Highly Productive	Moderately Productive	Less Productive	Early Planting	Double Crop	Wide Rows	Narrow Rows	IDC	White Mold	Frogeye Leaf Spot	SDS	RKN
Revere 5386X	5.3	P	LT	R	HR	HR	R	R	NR	R	-	-	VG	G	MR-MS
Revere 5429E3	5.4	P	G	R	HR	HR	HR	HR	HR	R	-	-	EX	EX	S
Revere 5418XFS	5.4	P	T	HR	HR	HR	HR	R	HR	R	-	-	-	G	R

Revere 5386X

MG 5.3

PROVEN! INDETERMINATE EARLY GROUP V ROUNDUP READY 2 XTEND®

MEDIUM TALL NARROW PLANT TYPE SUITED FOR MOST SOILS AND PLANTING CONFIGURATIONS

EXCELLENT DISEASE PACKAGE FOR FROGEYE, PRR, SDS, AND STEM CANCKER

PLANT CHARACTERISTICS

PLANT HEIGHT	M
GROWTH HABIT	IND
STANDABILITY	VG
STEM CANCKER	R
PHYTOPHTHORA	Rps1a + 1.5
SALT TOLERANCE	IN



Revere 5429E3

MG 5.4



NEW! INDETERMINATE MID GROUP V THAT BRINGS STEP CHANGE YIELD PERFORMANCE IN THE ENLIST E3® PLATFORM

TALL VARIETY THAT SHADES QUICKLY AND STANDS WELL

SALT EXCLUDER WITH EXCELLENT DISEASE SCORES MAKE THIS A MUST PLANT GROUP V

PLANT CHARACTERISTICS

PLANT HEIGHT	T
GROWTH HABIT	IND
STANDABILITY	VG
STEM CANCKER	R
PHYTOPHTHORA	NG + 0.5
SALT TOLERANCE	EX



Revere 5418XFS

MG 5.4

MID GROUP V INDETERMINATE XTENDFLEX WITH TOLERANCE TO DICAMBA, GLYPHOSATE, GLUFOSINATE, AND SULFONYLUREA TOLERANCE

SOUTHERN ROOT KNOT NEMATODE RESISTANCE, STEM CANCKER RESISTANCE, MIXED FOR SALT TOLERANCE

TALLER PLANT TYPE WITH VERY GOOD STANDABILITY FOR MOST ALL ROW WIDTHS, SOIL TYPES AND AGRONOMIC SITUATIONS

PLANT CHARACTERISTICS

PLANT HEIGHT	MT
GROWTH HABIT	IND
STANDABILITY	VG
STEM CANCKER	R
PHYTOPHTHORA	Rps1c + 4
SALT TOLERANCE	MX



QUALITY RATINGS

EX = Excellent
 VG = Very Good
 G = Good
 F = Fair
 A = Average
 BA = Below Average
 - = Not rated

FLOWER COLOR

P = Purple
 W = White

PUBESCENCE COLOR

LT = Light Tawny
 T = Tawny
 G = Gray

PLANT HEIGHT

M = Medium
 MT = Medium Tall
 T = Tall

PRODUCT PLACEMENT

HR = Highly Recommended
 R = Recommended
 NR = Not Recommended

RKN/STEM/CANCKER

R = Resistant
 S = Susceptible
 MR = Moderately Resistant
 MR-MS = Mixed
 MS = Moderately Susceptible

SALT TOLERANCE

IN = Includer
 MX = Mixed
 EX = Excluder

Product	Maturity Group	Flower Color	Pubescence Color	Highly Productive	Moderately Productive	Less Productive	Early Planting	Double Crop	Wide Rows	Narrow Rows	IDC	White Mold	Frogeye Leaf Spot	SDS	RKN
Revere 5588X	5.5	W	T	HR	HR	HR	R	R	R	R	-	-	EX	VG	R
Revere 5614XF	5.6	W	T	R	HR	HR	R	R	R	R	G	-	-	G	MS
Revere 5797X	5.7	W	T	HR	R	R	HR	HR	HR	HR	-	-	-	G	R

Revere 5588X

MG 5.5

PROVEN! DETERMINATE, MID GROUP V ROUNDUP READY 2 XTEND® VARIETY

TALL AND WIDE PLANT TYPE WITH EXCELLENT STANDABILITY AND DISEASE PACKAGE

EXCLUDER WITH STRONG RESISTANCE TO BOTH SOUTHERN & PEANUT ROOT KNOT NEMATODES

PLANT CHARACTERISTICS

PLANT HEIGHT	M
GROWTH HABIT	DET
STANDABILITY	VG
STEM CANCER	MR
PHYTOPHTHORA	NG + 1.5
SALT TOLERANCE	EX



Revere 5614XF

MG 5.6



MID GROUP V DETERMINATE XTENDFLEX® WITH TOLERANCE TO DICAMBA, GLYPHOSATE AND GLUFOSINATE

EXCELLENT STANDABILITY, STEM CANCER RESISTANCE, ABOVE AVERAGE IDC

STABLE PERFORMANCE ON WIDE ROWS ON ANY ACRE

PLANT CHARACTERISTICS

PLANT HEIGHT	M
GROWTH HABIT	DET
STANDABILITY	EX
STEM CANCER	R
PHYTOPHTHORA	NG + 3.0
SALT TOLERANCE	IN



Revere 5797X

MG 5.7

PROVEN! DETERMINATE, LATE GROUP V ROUNDUP READY 2 XTEND® VARIETY

ATTRACTIVE ROOT KNOT RESISTANT LINE WITH A GOOD DEFENSIVE PACKAGE INCLUDING STEM CANCER

STRONG STANDABILITY FOR EAST COAST SOILS

PLANT CHARACTERISTICS

PLANT HEIGHT	M
GROWTH HABIT	DET
STANDABILITY	VG
STEM CANCER	R
PHYTOPHTHORA	NG + 3.0
SALT TOLERANCE	IN



QUALITY RATINGS

EX = Excellent
 VG = Very Good
 G = Good
 F = Fair
 A = Average
 BA = Below Average
 - = Not rated

FLOWER COLOR

P = Purple
 W = White

PUBESCENCE COLOR

LT = Light Tawny
 T = Tawny
 G = Gray

PLANT HEIGHT

M = Medium
 MT = Medium Tall
 T = Tall

PRODUCT PLACEMENT

HR = Highly Recommended
 R = Recommended
 NR = Not Recommended

RKN/STEM/CANCER

R = Resistant
 S = Susceptible
 MR = Moderately Resistant
 MR-MS = Mixed
 MS = Moderately Susceptible

SALT TOLERANCE

IN = Includer
 MX = Mixed
 EX = Excluder

Product	Maturity Group	Flower Color	Pubescence Color	Highly Productive	Moderately Productive	Less Productive	Early Planting	Double Crop	Wide Rows	Narrow Rows	IDC	White Mold	Frogeye Leaf Spot	SDS	RKN
Revere 5909XFS	5.9	W	T	R	HR	HR	HR	HR	HR	R	-	-	BA	-	MR
Revere 6206X	6.2	P	T	HR	HR	R	R	R	R	HR	-	-	VG	-	R
Revere 6325E3	6.3	W	G	HR	HR	R	HR	R	HR	HR	A	-	-	G	R

Revere 5909XFS

MG 5.9

LATE GROUP V XTENDFLEX® WITH GLUFOSINATE, GLYPHOSATE, DICAMBA, AND SULFONYLUREA TOLERANCE

TALL ROBUST PLANT TYPE FOR HIGH STRESS ENVIRONMENTS

STEM CANKER RESISTANCE ON THIS TAWNY TAN VARIETY

PLANT CHARACTERISTICS

PLANT HEIGHT	T
GROWTH HABIT	IND
STANDABILITY	A
STEM CANKER	R
PHYTOPHTHORA	NG + 4
SALT TOLERANCE	-



Revere 6206X

MG 6.2

PROVEN! EARLY GROUP VI DETERMINATE, ROUNDUP READY 2 XTEND®

CONSISTENT YIELDS IN EAST COAST ENVIRONMENTS

ROOT KNOT NEMATODE RESISTANCE AND SOLID AGRONOMIC PACKAGE

PLANT CHARACTERISTICS

PLANT HEIGHT	M
GROWTH HABIT	DET
STANDABILITY	EX
STEM CANKER	R
PHYTOPHTHORA	Rps1a + 1.5
SALT TOLERANCE	EX



Revere 6325E3

MG 6.3

NEW! FINALLY A TRUE GROUP VI VARIETY IN ENLIST E3®

HIGH YIELDING DETERMINATE VARIETY THAT COMPETES WELL WITH VARIETIES IN OTHER TRAIT PLATFORMS

RKN RESISTANCE MAKES THIS A PERFECT FIT FOR SOUTHEAST SOILS

PLANT CHARACTERISTICS

PLANT HEIGHT	M
GROWTH HABIT	DET
STANDABILITY	EX
STEM CANKER	R
PHYTOPHTHORA	Rps1c + 4
SALT TOLERANCE	EX



QUALITY RATINGS

EX = Excellent
 VG = Very Good
 G = Good
 F = Fair
 A = Average
 BA = Below Average
 - = Not rated

FLOWER COLOR

P = Purple
 W = White

PUBESCENCE COLOR

LT = Light Tawny
 T = Tawny
 G = Gray

PLANT HEIGHT

M = Medium
 MT = Medium Tall
 T = Tall

PRODUCT PLACEMENT

HR = Highly Recommended
 R = Recommended
 NR = Not Recommended

RKN/STEM/CANKER

R = Resistant
 S = Susceptible
 MR = Moderately Resistant
 MR-MS = Mixed
 MS = Moderately Susceptible

SALT TOLERANCE

IN = Includer
 MX = Mixed
 EX = Excluder

Product	Maturity Group	Flower Color	Pubescence Color	Highly Productive	Moderately Productive	Less Productive	Early Planting	Double Crop	Wide Rows	Narrow Rows	IDC	White Mold	Frogeye Leaf Spot	SDS	RKN
Revere 6729XFS	6.7	P	T	HR	HR	R	HR	R	HR	HR	G	-	BA	A	R
Revere 7127XF	7.1	P	T	HR	HR	R	HR	R	HR	R	-	-	A	A	R
Revere 7305X	7.3	W	T	R	R	R	NR	HR	HR	R	-	-	EX	VG	R

Revere 6729XFS

MG 6.7

NEW

NEW! LATE GROUP VI XTENDFLEX® FOR THE SOUTHEAST

A TRUE RACEHORSE VARIETY THAT RESPONDS TO MANAGEMENT AND MORE PRODUCTIVE FIELDS

TALL, BUSHY DETERMINATE WITH RESISTANCE TO ROOT KNOT NEMATODE, SALT AND STEM CANKER

PLANT CHARACTERISTICS

PLANT HEIGHT	T
GROWTH HABIT	DET
STANDABILITY	G
STEM CANKER	R
PHYTOPHTHORA	NG + 4
SALT TOLERANCE	EX

Revere 7127XF

MG 7.1

NEW

NEW! GROUP VII XTENDFLEX® FOR ALL SOIL TYPES AND YIELD ENVIRONMENTS

MEDIUM TALL PLANT TYPE WITH A WIDE STANCE AND GOOD STANDABILITY

A SALT EXCLUDER WITH ROOT KNOT RESISTANCE MAKES THIS A MUST PLANT FOR THE SOUTH EAST

PLANT CHARACTERISTICS

PLANT HEIGHT	MT
GROWTH HABIT	DET
STANDABILITY	VG
STEM CANKER	R
PHYTOPHTHORA	-
SALT TOLERANCE	EX

Revere 7305X

MG 7.3

PROVEN! TAWNY DETERMINATE ROUNDUP READY 2 XTEND® FOR THE EAST COAST AND DEEP SOUTH

MEDIUM PLANT HEIGHT WITH EXCELLENT WIDTH AND VERSATILITY ACROSS SOIL TYPES

SALT EXCLUDER WITH RKN RESISTANCE AND EXCELLENT FROGEYE LEAF SPOT RESISTANCE

PLANT CHARACTERISTICS

PLANT HEIGHT	M
GROWTH HABIT	DET
STANDABILITY	VG
STEM CANKER	R
PHYTOPHTHORA	NG + 3
SALT TOLERANCE	EX

QUALITY RATINGS
EX = Excellent
VG = Very Good
G = Good
F = Fair
A = Average
BA = Below Average
 - = Not rated

FLOWER COLOR
P = Purple
W = White

PUBESCENCE COLOR
LT = Light Tawny
T = Tawny
G = Gray

PLANT HEIGHT
M = Medium
MT = Medium Tall
T = Tall

PRODUCT PLACEMENT
HR = Highly Recommended
R = Recommended
NR = Not Recommended

RKN/STEM/CANKER
R = Resistant
S = Susceptible
MR = Moderately Resistant
MR-MS = Mixed
MS = Moderately Susceptible

SALT TOLERANCE
IN = Includer
MX = Mixed
EX = Excluder

Product	Maturity Group	Flower Color	Pubescence Color	Highly Productive	Moderately Productive	Less Productive	Early Planting	Double Crop	Wide Rows	Narrow Rows	IDC	White Mold	Frogeye Leaf Spot	SDS	RKN
Innotech 1843E3	1.8	P	G	HR	HR	HR	R	-	R	HR	G	EX	-	G	S
Innotech 2342E3	2.3	P	G	R	HR	HR	R	-	R	HR	G	VG	VG	VG	S
Innotech 2818E3	2.8	W	G	HR	HR	HR	HR	-	R	R	EX	VG	VG	VG	S

Innotech 1843E3

MG 1.8

ENLIST E3® WITH SOLID BASE OF AGRONOMIC CHARACTERISTICS FOR THE EAST

YIELD ADVANTAGE IMPROVES IN HIGHER YIELD ENVIRONMENTS

BEST WHITE MOLD SCORE OF ANY MATURITY GROUP I

PLANT CHARACTERISTICS

PLANT HEIGHT	M
GROWTH HABIT	IND
STANDABILITY	VG
STEM CANKER	R
PHYTOPHTHORA	Rps1c + 3
SALT TOLERANCE	IN



Innotech 2342E3

MG 2.3

ENLIST E3® THAT YOU CAN PLANT ACROSS SOIL TYPES AND ENVIRONMENTS

VERY GOOD WHITE MOLD AND SDS SCORES

MEDIUM HEIGHT PLUS EXCELLENT STANDABILITY MAKES FOR EASY HARVEST

PLANT CHARACTERISTICS

PLANT HEIGHT	M
GROWTH HABIT	IND
STANDABILITY	EX
STEM CANKER	R
PHYTOPHTHORA	Rps1k + 3
SALT TOLERANCE	IN



Innotech 2818E3

MG 2.8

NEW

NEW! LATE GROUP II ENLIST E3® VARIETY FOR THE EASTERN CORN BELT

FEATURES STACKED PRR GENES FOR PLACEMENT ON WETTER SOILS

PROVEN DISEASE PACKAGE FOR SDS, FELS, AND IDC ON HIGH PH SOILS

PLANT CHARACTERISTICS

PLANT HEIGHT	M
GROWTH HABIT	IND
STANDABILITY	EX
STEM CANKER	R
PHYTOPHTHORA	Rps1k + 2
SALT TOLERANCE	IN



QUALITY RATINGS

EX = Excellent
 VG = Very Good
 G = Good
 F = Fair
 A = Average
 BA = Below Average
 - = Not rated

FLOWER COLOR

P = Purple
 W = White

PUBESCENCE COLOR

LT = Light Tawny
 T = Tawny
 G = Gray

PLANT HEIGHT

M = Medium
 MT = Medium Tall
 T = Tall

PRODUCT PLACEMENT

HR = Highly Recommended
 R = Recommended
 NR = Not Recommended

RKN/STEM/CANKER

R = Resistant
 S = Susceptible
 MR = Moderately Resistant
 MR-MS = Mixed
 MS = Moderately Susceptible

SALT TOLERANCE

IN = Includer
 MX = Mixed
 EX = Excluder

Product	Maturity Group	Flower Color	Pubescence Color	Highly Productive	Moderately Productive	Less Productive	Early Planting	Double Crop	Wide Rows	Narrow Rows	IDC	White Mold	Frogeye Leaf Spot	SDS	RKN
Innotech 3196E3	3.1	W	G	R	HR	HR	HR	-	R	HR	VG	A	EX	G	S
Innotech 3444E3	3.4	P	LT	HR	HR	HR	HR	-	HR	HR	G	G	G	VG	S
Innotech 3750E3S	3.7	P	LT	HR	HR	R	R	HR	HR	HR	A	G	G	EX	S

Innotech 3196E3

MG 3.1

ENLIST E3® WITH VERY ATTRACTIVE PLANT TYPE FOR STRESS ACRES

EXCELLENT PERFORMANCE IN EASTERN ENVIRONMENTS

VERY GOOD PHYTOPHTHORA, FROGEYE, AND STRESS SCORES

PLANT CHARACTERISTICS

PLANT HEIGHT	MT
GROWTH HABIT	IND
STANDABILITY	VG
STEM CANKER	R
PHYTOPHTHORA	Rps1c + 2
SALT TOLERANCE	IN



Innotech 3444E3

MG 3.4

ENLIST E3® WITH VERY STRONG YIELDS IN MID-GROUP-III MATURITY

EXCELS IN BOTH HIGH AND LOW YIELD ENVIRONMENTS

ADAPTED TO MOST SOIL TYPES AND ROW SPACING

PLANT CHARACTERISTICS

PLANT HEIGHT	MT
GROWTH HABIT	IND
STANDABILITY	VG
STEM CANKER	R
PHYTOPHTHORA	NG + 2
SALT TOLERANCE	IN



Innotech 3750E3S

MG 3.7



NEW! ENLIST E3® STS® VARIETY WITH EXCEPTIONAL SDS TOLERANCE

BALANCED AGRONOMICS PACKAGE

STRONG YIELDING WITH EXCELLENT STANDABILITY

PLANT CHARACTERISTICS

PLANT HEIGHT	MT
GROWTH HABIT	IND
STANDABILITY	EX
STEM CANKER	R
PHYTOPHTHORA	Rps1k + 2
SALT TOLERANCE	IN



QUALITY RATINGS

- EX = Excellent
- VG = Very Good
- G = Good
- F = Fair
- A = Average
- BA = Below Average
- = Not rated

FLOWER COLOR

- P = Purple
- W = White

PUBESCENCE COLOR

- LT = Light Tawny
- T = Tawny
- G = Gray

PLANT HEIGHT

- M = Medium
- MT = Medium Tall
- T = Tall

PRODUCT PLACEMENT

- HR = Highly Recommended
- R = Recommended
- NR = Not Recommended

RKN/STEM/CANKER

- R = Resistant
- S = Susceptible
- MR = Moderately Resistant
- MR-MS = Mixed
- MS = Moderately Susceptible

SALT TOLERANCE

- IN = Includer
- MX = Mixed
- EX = Excluder

Product	Maturity Group	Flower Color	Pubescence Color	Highly Productive	Moderately Productive	Less Productive	Early Planting	Double Crop	Wide Rows	Narrow Rows	IDC	White Mold	Frogeye Leaf Spot	SDS	RKN
Innotech 3958E3S	3.9	W	LT	R	R	R	R	HR	HR	HR	G	A	VG	G	S
Innotech 4324E3	4.3	W	LT	HR	HR	R	R	R	R	HR	G	-	EX	VG	S
Innotech 4684E3S	4.6	P	G	R	HR	HR	HR	HR	HR	R	G	-	G	VG	S

Innotech 3958E3S



MG 3.9 NEW

NEW! LATE GROUP III ENLIST E3® WITH TOP END YIELDS.

LARGE SEEDED VARIETY WITH AN ATTRACTIVE LIGHT TAWNY TAN APPEARANCE.

GREAT OVERALL AGRONOMIC PACKAGE THAT MOVES SOUTH OF ZONE WELL.

PLANT CHARACTERISTICS	
PLANT HEIGHT	MT
GROWTH HABIT	IND
STANDABILITY	G
STEM CANKER	R
PHYTOPHTHORA	Rps1c + 2
SALT TOLERANCE	IN

Innotech 4324E3



MG 4.3

ENLIST E3® WITH EXCEPTIONAL YIELD PERFORMANCE IN BOTH HIGH AND LOW YIELD ENVIRONMENTS

EXCELLENT FROGEYE LEAF SPOT TOLERANCE AND VERY GOOD SUDDEN DEATH SCORES

VERY GOOD STANDABILITY AND PLANT HEIGHT ACROSS SOIL TYPES

PLANT CHARACTERISTICS	
PLANT HEIGHT	M
GROWTH HABIT	IND
STANDABILITY	VG
STEM CANKER	R
PHYTOPHTHORA	NG + 3
SALT TOLERANCE	IN

Innotech 4684E3S



MG 4.6

RUGGED ENLIST E3® VARIETY WITH SULFONYLUREA TOLERANCE FOR SALT EXCLUDER ENVIRONMENTS

TALL AND VIGOROUS FOR STRESS OR CLAY SOIL TYPES

GOOD FIT FOR NARROW OR WIDE ROW CONFIGURATIONS

PLANT CHARACTERISTICS	
PLANT HEIGHT	MT
GROWTH HABIT	IND
STANDABILITY	VG
STEM CANKER	R
PHYTOPHTHORA	NG + 3
SALT TOLERANCE	EX

QUALITY RATINGS

EX = Excellent
 VG = Very Good
 G = Good
 F = Fair
 A = Average
 BA = Below Average
 - = Not rated

FLOWER COLOR

P = Purple
 W = White

PUBESCENCE COLOR

LT = Light Tawny
 T = Tawny
 G = Gray

PLANT HEIGHT

M = Medium
 MT = Medium Tall
 T = Tall

PRODUCT PLACEMENT

HR = Highly Recommended
 R = Recommended
 NR = Not Recommended

RKN/STEM/CANKER

R = Resistant
 S = Susceptible
 MR = Moderately Resistant
 MR-MS = Mixed
 MS = Moderately Susceptible

SALT TOLERANCE

IN = Includer
 MX = Mixed
 EX = Excluder

Product	Maturity Group	Flower Color	Pubescence Color	Highly Productive	Moderately Productive	Less Productive	Early Planting	Double Crop	Wide Rows	Narrow Rows	IDC	White Mold	Frogeye Leaf Spot	SDS	RKN
Innotech 4737E3	4.7	P	G	HR	HR	R	HR	R	HR	R	-	-	G	-	S
Innotech 4918E3	4.9	W	LT	R	R	R	R	R	R	HR	-	-	VG	G	R
Innotech 5143E3	5.1	W	G	R	HR	HR	HR	R	HR	HR	G	-	EX	VG	MR
Innotech 5360E3	5.3	P	LT	HR	HR	R	HR	R	R	HR	-	-	G	-	S

Innotech 4737E3

MG 4.7

NEW

NEW! MUST PLANT LATE GROUP IV MATURITY ENLIST E3®

MEDIUM PLUS PLANT TYPE THAT FILLS WIDE ROWS AND STANDS WELL

ANOTHER SALT TOLERANT OPTION TO COMPLIMENT EXISTING ENLIST VARIETIES IN THE MIDSOUTH AND EAST COAST

PLANT CHARACTERISTICS

PLANT HEIGHT	M
GROWTH HABIT	IND
STANDABILITY	EX
STEM CANKER	R
PHYTOPHTHORA	NG + 3
SALT TOLERANCE	EX



Innotech 4918E3

MG 4.9

ENLIST E3® SOUTHERN ROOT KNOT RESISTANCE

VERY GOOD CERCOSPORA AND FROGEYE LEAF SPOT SCORES

THE RIGHT HEIGHT AND STANDABILITY FOR COARSE RKN SOILS

PLANT CHARACTERISTICS

PLANT HEIGHT	M
GROWTH HABIT	IND
STANDABILITY	EX
STEM CANKER	R
PHYTOPHTHORA	NG + 3
SALT TOLERANCE	IN



Innotech 5143E3

MG 5.1

NEW

NEW! INDETERMINATE EARLY GROUP V ENLIST E3® FOR THE MID-SOUTH AND SOUTHEAST

BROADLY ADAPTED, HIGHLY SOUGHT AFTER SALT TOLERANCE AND ROOT KNOT NEMATODE RESISTANCE

RUGGED PLANT TYPE WITH EXCEPTIONAL STRESS TOLERANCE AND YIELD POTENTIAL

PLANT CHARACTERISTICS

PLANT HEIGHT	MT
GROWTH HABIT	IND
STANDABILITY	G
STEM CANKER	R
PHYTOPHTHORA	Rps1c + 3
SALT TOLERANCE	EX



QUALITY RATINGS

EX = Excellent
 VG = Very Good
 G = Good
 F = Fair
 A = Average
 BA = Below Average
 - = Not rated

FLOWER COLOR

P = Purple
 W = White

PUBESCENCE COLOR

LT = Light Tawny
 T = Tawny
 G = Gray

PLANT HEIGHT

M = Medium
 MT = Medium Tall
 T = Tall

PRODUCT PLACEMENT

HR = Highly Recommended
 R = Recommended
 NR = Not Recommended

RKN/STEM/CANKER

R = Resistant
 S = Susceptible
 MR = Moderately Resistant
 MR-MS = Mixed
 MS = Moderately Susceptible

SALT TOLERANCE

IN = Includer
 MX = Mixed
 EX = Excluder

VARIETY INFORMATION ON PREVIOUS PAGE

Innotech 5360E3

MG 5.3

NEW


NEW! ENLIST E3® INDETERMINATE MID GROUP V

VERY ATTRACTIVE LIGHT TAWNY PLANT WITH YIELD PERFORMANCE AND STANDABILITY

SOLID OVERALL DISEASE PACKAGE BUT WILL BENEFIT FROM FUNGICIDE APPLICATIONS.


PLANT CHARACTERISTICS

PLANT HEIGHT	M
GROWTH HABIT	IND
STANDABILITY	EX
STEM CANKER	MR
PHYTOPHTHORA	NG + 3
SALT TOLERANCE	IN



ENLIST® WEED CONTROL SYSTEM—

GET CONTROL OF TOUGH WEEDS



Following burndown, Enlist Duo® and Enlist One® herbicides with Colex-D® technology are the only herbicides containing 2,4-D that are labeled for preemergence and postemergence use with Enlist E3® soybeans.

2,4-D choline | Glyphosate | Glufosinate



HERBICIDE

- Convenient proprietary blend of 2,4-D choline and glyphosate
- The two modes of action work together to deliver control of yield-robbing weeds and help prevent resistance



HERBICIDE

- Straight goods 2,4-D choline with additional tank-mix flexibility
- Provides additional tank-mix flexibility with Durango® DMA® herbicide, Liberty® herbicide and other qualified tank-mix products, allowing for a customized weed control program to fit each farm

On-Target Application

- 90% less drift than traditional 2,4-D
- 96% less volatile than 2,4-D ester

Revere Seed WHEAT

2	1	6	9
----------	----------	----------	----------

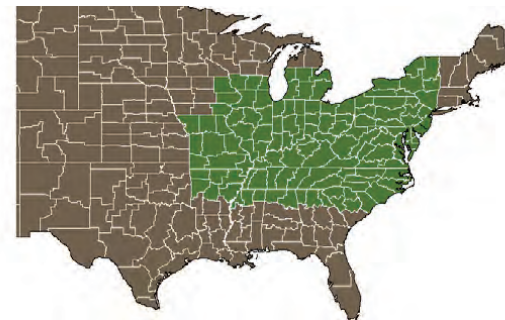
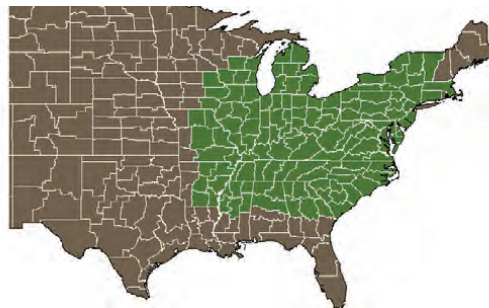
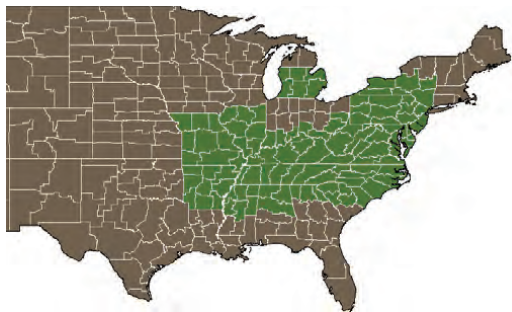
Hard Red = 1
Soft Red = 2
Spring Wheat = 3

1st Year of
Release
(e.g. 2021)

Maturity
(Early 1
to Late 9)

Management
Consideration
(5-9 scale)





Revere 2848 AWNEED

WORKHORSE! AWNEED VERY GOOD TEST WEIGHT WHEAT THAT HEADS LATE AND MATURES MEDIUM EARLY

PERFORMING ACROSS SOIL TYPES AND HANDLES WET FEET WELL

FHB1 SCAB AND HESSIAN FLY RESISTANCE WITH EXCELLENT FOLIAR HEALTH

PLANT CHARACTERISTICS

	SUSCEPTIBLE	INTERMEDIATE	RESISTANT
STRIPE RUST			8
LEAF RUST			8
SGB			7
BYD			7
PM			8
HES FLY			R BIO L

1 = MOST SUSCEPTIBLE 8 = MOST RESISTANT

Revere 2169 AWNEED

PROVEN! MEDIUM HEIGHT MEDIUM MATURITY AWNEED WHEAT

EXCELLENT FOLIAR DISEASE PACKAGE

FHB1 SCAB GENE VERIFIED WITH ELITE GRAIN YIELD PERFORMANCE

PLANT WITH CONFIDENCE ACROSS SOIL TYPES!

PLANT CHARACTERISTICS

	SUSCEPTIBLE	INTERMEDIATE	RESISTANT
STRIPE RUST			8
LEAF RUST			8
SGB			7
BYD			8
PM			7
HES FLY			-

1 = MOST SUSCEPTIBLE 8 = MOST RESISTANT

Revere 2148 AWNLESS

IMPROVED! MEDIUM EARLY MATURITY WHEAT AWNLESS

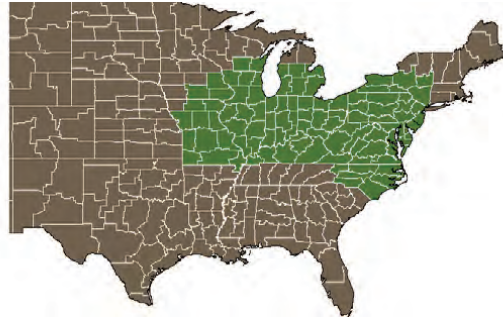
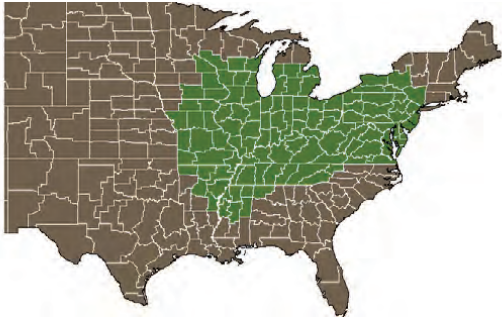
MEDIUM TALL HEIGHT FOR STRAW WITH EXCELLENT GRAIN YIELDS

EYE CATCHING BIG BEAUTIFUL BLUE GREEN HEADS WITH FHB1 SCAB GENE RESISTANCE

PLANT CHARACTERISTICS

	SUSCEPTIBLE	INTERMEDIATE	RESISTANT
STRIPE RUST			8
LEAF RUST			8
SGB			8
BYD			9
PM			7
HES FLY			-

1 = MOST SUSCEPTIBLE 8 = MOST RESISTANT



Revere 2266 AWNED

BROADLY ADAPTED FLEX VERNALIZATION AWNED WHEAT

DUAL PURPOSE HIGH YIELDING AND WORKHORSE VARIETY TO PLANT ACROSS SOIL TYPES

EXCELLENT DISEASE PACKAGE WITH FHB1 SCAB RESISTANCE

DISEASE RESISTENCE

	SUSCEPTIBLE	INTERMEDIATE	RESISTANT
STRIPE RUST			8
LEAF RUST			7
SGB			7
BYD			8
PM			7
HES FLY			-

1 = MOST SUSCEPTIBLE 8 = MOST RESISTANT

Revere 2277 AWNED

NEW! YIELD LEADING WHEAT IN THE EAST

AWNED WITH SUPERIOR STANDABILITY AND TILLERING ABILITY

EXCELLENT DISEASE PACKAGE AND HANDLES WET FEET

DISEASE RESISTENCE

	SUSCEPTIBLE	INTERMEDIATE	RESISTANT
STRIPE RUST			8
LEAF RUST			6
SGB			7
BYD			6
PM			8
HES FLY			-

1 = MOST SUSCEPTIBLE 8 = MOST RESISTANT

REVERE GRAIN SORGHUM

12	R	19
-----------	----------	-----------

Relative Maturity
(e.g., 112)

Grain Color
B = Brown
R = Red
W = White

1st Year of
Release
(e.g. 2019)



Revere 85B19

A VERY EARLY MATURING GRAIN SORGHUM WITH BRONZE GRAIN AND SHORT PLANT TYPE

THIS HYBRID TRAVELS AND PERFORMS WELL ACROSS MOST GEOGRAPHIES

GREAT OPTION FOR DOUBLE CROPPING

PLANT CHARACTERISTICS

GRAIN COLOR	BRONZE
DAYS TO 50% ANTHESIS	42-48
PLANT HEIGHT	MS
PANICLE TYPE	SO
PLANT COLOR	P
PANICLE EXERTION	EX
STANDABILITY	EX

PRODUCT PLACEMENT

HIGHLY PRODUCTIVE	R
MODERATELY PRODUCTIVE	HR
LESS PRODUCTIVE	HR
IRRIGATED ACRES	R
DRYLAND ACRES	HR

DISEASE AND PEST RATINGS

HEAD SMUT	G
FUSARIUM	VG
MDMV	VG
DOWNY MILDEW	G

Revere 99W20

THIS MEDIUM MATURING GRAIN SORGHUM HAS EXCELLENT YIELD POTENTIAL ACROSS A WIDE GEOGRAPHY

PROLIFIC TILLERING THAT IS SYNCHRONOUS WITH THE MAIN PANICLE AT FLOWERING

WHITE, FOOD-GRADE GRAIN

PLANT CHARACTERISTICS

GRAIN COLOR	WHITE
DAYS TO 50% ANTHESIS	58-62
PLANT HEIGHT	M
PANICLE TYPE	SO
PLANT COLOR	T
PANICLE EXERTION	EX
STANDABILITY	EX

PRODUCT PLACEMENT

HIGHLY PRODUCTIVE	HR
MODERATELY PRODUCTIVE	HR
LESS PRODUCTIVE	HR
IRRIGATED ACRES	HR
DRYLAND ACRES	HR

DISEASE AND PEST RATINGS

HEAD SMUT	EX
FUSARIUM	EX
MDMV	EX
DOWNY MILDEW	EX

PLANT HEIGHT

T = Tall
MT = Medium Tall
M = Medium
MS = Medium Short
S = Short

PANICLE TYPE

O = Open
SO = Semi Open
T = Tight

PLANT COLOR

T = Tan
R = Red
P = Purple

QUALITY RATINGS

BA = Below Average
A = Average
G = Good
VG = Very Good
EX = Excellent

PRODUCT PLACEMENT

HR = Highly Recommended
R = Recommended
NR = Not Recommended

Revere 06B19

GREAT HYBRID FOR LATE PLANTING, DOUBLE CROPPING, AND DRY LAND PRACTICE

TRAVELS AND PERFORMS WELL ACROSS MOST GEOGRAPHIES

HIGH TOLERANCE TO DROUGHT, PRODUCING TOP YIELDS UNDER DRYLAND OR LIMITED IRRIGATION CONDITIONS

PLANT CHARACTERISTICS

GRAIN COLOR	BRONZE
DAYS TO 50% ANTHESIS	62-65
PLANT HEIGHT	M
PANICLE TYPE	SO
PLANT COLOR	P
PANICLE EXERTION	VG
STANDABILITY	EX

PRODUCT PLACEMENT

HIGHLY PRODUCTIVE	R
MODERATELY PRODUCTIVE	HR
LESS PRODUCTIVE	HR
IRRIGATED ACRES	R
DRYLAND ACRES	HR

DISEASE AND PEST RATINGS

HEAD SMUT	EX
FUSARIUM	EX
MDMV	EX
DOWNY MILDEW	EX

PLANT HEIGHT

- T = Tall
- MT = Medium Tall
- M = Medium
- MS = Medium Short
- S = Short

PANICLE TYPE

- O = Open
- SO = Semi Open
- T = Tight

PLANT COLOR

- T = Tan
- R = Red
- P = Purple

Revere 12R19

ATTRACTIVE PLANT TYPE WITH EXCELLENT DISEASE SCORES AND BEAUTIFUL RED GRAIN

SORGHUM HYBRID WITH THE GUTS TO HANDLE MOISTURE-LIMITED SITUATIONS, YET CRANK OUT TOP-END YIELDS WITH IRRIGATION AND MANAGEMENT

PROLIFIC TILLERING THAT IS SYNCHRONOUS WITH MAIN PANICLE AT FLOWERING

PLANT CHARACTERISTICS

GRAIN COLOR	RED
DAYS TO 50% ANTHESIS	64-67
PLANT HEIGHT	M
PANICLE TYPE	SO
PLANT COLOR	P
PANICLE EXERTION	EX
STANDABILITY	EX

PRODUCT PLACEMENT

HIGHLY PRODUCTIVE	HR
MODERATELY PRODUCTIVE	HR
LESS PRODUCTIVE	R
IRRIGATED ACRES	HR
DRYLAND ACRES	R

DISEASE AND PEST RATINGS

HEAD SMUT	EX
FUSARIUM	VG
MDMV	EX
DOWNY MILDEW	VG

QUALITY RATINGS

- BA = Below Average
- A = Average
- G = Good
- VG = Very Good
- EX = Excellent

PRODUCT PLACEMENT

- HR = Highly Recommended
- R = Recommended
- NR = Not Recommended

REVERE SMALL SEED & COVER CROPS



BRASSICAS

REVERE COVER CROP RADISH

This selection of the daikon radish is excellent at breaking up deep compaction with its long, thin tap root. This tap root pulls nutrients from deep within the soil profile to bring to the tuber area (growth zone). When the Revere Cover Crop Radish decays (winter kill OR 3 - 4 weeks prior to planting cash crop), the nutrients are released for use by the cash crop.

- Excellent at breaking up deep compaction
- Fast to establish: 30-45 days provides good soil coverage and root growth
- Needs about 900 GDD's to reach full maturity

SEEDING RATE	SEEDING DEPTH	LIFE CYCLE	USES
5-8 lbs. / Acre alone 1-3 lbs. / Acre in mixtures	Shallow, up to 1/2"	Annual	Cover Crop

TROPHY RAPE

Another small seeded brassica, this premium rape has a long slender tap root and provides a very high yielding forage above the soil. Great component in fall wildlife mixtures

- Fast to establish
- High forage yields
- Likely to winter over, depending on the winter severity

SEEDING RATE	SEEDING DEPTH	LIFE CYCLE	USES
4-8 lbs. / Acre alone	Shallow, up to 1/2"	Annual	Cover Crop

BARKANT TURNIPS

As a very small seeded brassica option, Barkant Turnips are a key component of many wildlife food plot mixtures as well as a few cover crop mixtures. Only two or three pounds of this brassica will provide great ground cover / weed suppression as well as a high protein food source.

- Tremendous leaf canopy
- High quality forage

SEEDING RATE	SEEDING DEPTH	LIFE CYCLE	USES
3-6 lbs. / Acre alone	Shallow, up to 1/2"	Annual	Cover Crop

LEGUMES

REVERE RED CLOVER 3 YEAR

High disease resistance, high forage quality with excellent winter hardiness and drought tolerance are traits found within this clover. This is a great improvement over medium red clover.

- Extremely adaptable
- Very persistent
- Winter hardy

SEEDING RATE	SEEDING DEPTH	LIFE CYCLE	USES
10-12 lbs. / Acre alone 4-8 lbs. / Acre in mixture	1/4" to 1/2"	Perennial (2-3 years)	Hay Production, Grazing, Cover Crop

FIXATION BALANSA CLOVER

Fixation Balansa Clover is a small seeded annual legume that offers excellent forage production and is well adapted to a wide array of soils. Due to Fixation's inherent cold tolerance, it can overwinter in climates where other annual clovers cannot.

- Most cold tolerant annual clover - tolerant to temps of -14° Fahrenheit
- Very versatile: performs in a variety of soil types
- Large tap root is capable of breaking through hard pans, improving water infiltration

SEEDING RATE	SEEDING DEPTH	LIFE CYCLE	USES
5-10 lbs. / Acre alone 3 lbs / Acre in mixture	Shallow, up to 1/4"	Annual	Hay Production, Grazing, Cover Crop

FROSTY BERSEEM CLOVER

Frosty Berseem is unlike any other berseem clover as it tolerates cold temperatures, down to 5° Fahrenheit. This annual legume is known for its ability to tolerate waterlogged soils and soil salinity, while providing high protein levels.

- Tolerates cold temperatures down to 5° Fahrenheit
- Tolerates waterlogged soil
- Non-bloating clover

SEEDING RATE	SEEDING DEPTH	LIFE CYCLE	USES
15-20 lbs. / Acre alone 3-6 lbs. / Acre in mixture	Up to 1/4"	Annual	Hay Production, Grazing, Cover Crop

REVERE CRIMSON CLOVER

Revere Crimson Clover is a semi-upright annual legume that germinates very quickly and prefers well-drained soil. To maximize success in late summer plantings, seed at least 6 to 8 weeks prior to frost.

- Strong nitrogen fixing and high biomass potential
- Often planted in the fall. Dormant during winter. Quick growth in spring
- Known to fix large amounts of nitrogen when inoculated correctly

SEEDING RATE	SEEDING DEPTH	LIFE CYCLE	USES
10-15 lbs. / Acre alone 4-8 lbs. / Acre in mixtures	¼" to ½"	Annual	Hay Production, Grazing, Cover Crop

LEGUMES

AUSTRIAN WINTER PEAS

Austrian Winter Peas are a rapid, low growing annual legume that is used as a nitrogen fixing cover crop and/or quickly decomposing green manure crop.

- Strong nitrogen Fixer with very high biomass potential
- Fast growth to assist with weed suppression
- Plant 6 to 8 weeks prior to frost to maximize growth & nitrogen production (bud stage or after)

SEEDING RATE	SEEDING DEPTH	LIFE CYCLE	USES
30-80 lbs. / Acre alone 10-30 lbs. / Acre in mixtures	1"	Annual	Forage, Cover Crop

HAIRY VETCH

Hairy Vetch is an annual legume that can fix large amounts of nitrogen for the following crop that is released after it is terminated.

- Winter hardy if established by early fall
- Performs best in well drained soils
- Protects from erosion, improves soil tilth
- Provides weed control in spring due to vigorous growth

SEEDING RATE	SEEDING DEPTH	LIFE CYCLE	USES
15-30 lbs. / Acre alone 10-20 lbs. / Acre in mixtures	¾" - 1"	Annual	Forage, Cover Crop

REVERE SUNN HEMP

This warm season legume produces significant amounts of nitrogen in 45 to 60 days of growth. The biomass of Sunn Hemp is unmatched in a very short period of time.

- Very fast-growing summer annual legume
- Can add up to 5,000 lbs of biomass / acre in 7 to 8 weeks
- Tolerant of dry conditions and low fertility

SEEDING RATE	SEEDING DEPTH	LIFE CYCLE	USES
15-30 lbs. / Acre alone 5-8 lbs. / Acre in mixtures	½" - 1"	Annual	Hay Production, Grazing, Cover Crop

COOL SEASON GRASSES

ANNUAL RYEGRASS 4N

This new tetraploid annual ryegrass is a great choice for pasture over-seeding or mixing with other pasture grasses or legumes due to its fast establishment and impressive yields.

- Quick establishment
- Great crown rust and stem rust resistance
- Late maturity
- Increased stand persistence
- Excellent seedling vigor

ANNUAL RYEGRASS 2N

This new tetraploid annual ryegrass is a great choice for pasture over-seeding or mixing with other pasture grasses or legumes due to its fast establishment and impressive yields.

- Fast establishing diploid perennial ryegrass
- Excellent cold tolerance
- Excellent rust resistance
- Highly nutritional

LONESTAR ANNUAL RYEGRASS

This premium annual ryegrass variety has proven itself as a top performer in the Southeast. With excellent resistance to foliar diseases, improved seedling vigor, rapid tillering and quick establishment, Lonestar should be considered on your acreage.

- Tested and proven at Mississippi State University and the Griffin, GA trials as a top performer
- High forage yields and quality
- Excellent option for hay, pasture, or silage in the South

SEEDING RATE	SEEDING DEPTH	LIFE CYCLE	USES
20-40 lbs. / Acre alone 6-15 lbs. / Acre in mixtures	¼" to ½"	Annual	Hay Production (Haylage / Baleage) or Grazing

SUMMER ANNUALS

SORGHUM X SUDANGRASS GRAZING / MULTICUT

Economically priced conventional sorghum x sudangrass with exceptional yield potential.

- Economical forage option
- High yield

SEEDING RATE	SEEDING DEPTH	LIFE CYCLE	USES	SOIL TEMP
30-40 lbs. / Acre alone 12-20 lbs. / Acre in mixtures	½" to 1"	Annual	Hay Production (Haylage / Baleage) or Grazing	60° F & Higher

REVERE PEARL MILLET BD GRAZING / MULTICUT

This hybrid pearl millet is a dry stalk, brachytic dwarf variety that will excel in performance in many regions and exceed many sorghum products where Sugar Cane Aphid infestation is a factor.

- Dry Stalk - allowing for quicker dry down than other products
- Tolerant to Sugar Cane Aphid
- Very leafy forage option
- Very fast regrowth

SEEDING RATE	SEEDING DEPTH	LIFE CYCLE	USES	SOIL TEMP
12-20 lbs. / Acre alone	¼" to ½"	Annual	Hay Production (Haylage / Baleage), Grazing, Cover Crop	60° F & Higher

CEREAL GRAIN OPTIONS

REVERE CEREAL RYE CA

Revere Cereal Rye CA offers the producer a guarantee of quality. This Canadian produced cereal rye is screened for purity and cleanliness through a color sorter assuring the best quality product available in the industry. Weed Free guarantee!

- Guaranteed quality
- Prevents soil erosion
- Aids in weed suppression
- Strong winter-hardiness - northern genetics
- Ability to serve as emergency forage
- Captures residual nitrogen

SEEDING RATE	SEEDING DEPTH	LIFE CYCLE	USES
35-65 lbs. / Acre alone 14-40 lbs. / Acre in mixtures	½" to 1"	Annual	Hay Production (Haylage / Baleage), Grazing, Cover Crop

COSAQUE BLACK OATS

Revere Cosaque Black oats are a very high yielding black seeded winter oat with forage yields similar to cereal rye. With higher nutritional value, digestibility, palatability, and tillering ability than traditional oats, these black seeded oats are a must try. Revere Cosaque Black Oats have good winter hardiness and are commonly used as a winter annual in the south. These oats will survive in very poor-quality soil and assist in building the soil through its large root system.

- Tremendous root system
- Very high-quality forage
- Very high yields

SEEDING RATE	SEEDING DEPTH	LIFE CYCLE	USES
35-65 lbs. / Acre alone 14-40 lbs. / Acre in mixtures	½" to 1"	Annual	Hay Production (Haylage / Baleage), Grazing, Cover Crop

SPRING OATS

A very fast emerging cereal option that will produce quick biomass. The use of Spring Oats is very popular in mixtures for the producer that is looking for a scavenger that will winter kill OR may be looking for a dual-purpose cover crop / wildlife forage mixture.

- Very fast growth
- Expected winter kill in the Northern geography

SEEDING RATE	SEEDING DEPTH	LIFE CYCLE	USES
80-100 lbs. / Acre alone (grazing) 20-40 lbs. / Acre in mixtures 35-50 lbs / Acre for cover crop	½" - 1"	Annual	Hay Production (Haylage / Baleage), Grazing, Cover Crop

ELBON CEREAL RYE

Elbon Rye was released by the Noble Foundation in 1956. This variety has a favorable combination of winter hardiness and fast growth for the Southern producer. Compared to the Revere Cereal Rye CA, Elbon is expected to give a bit more fall growth and early spring growth but will likely head out about 10-14 days earlier. This earlier heading date may require a bit timelier management in the spring.

- Excellent early spring forage (South)
- Proven variety for the South
- Great weed suppression

SEEDING RATE	SEEDING DEPTH	LIFE CYCLE	USES
35-65 lbs. / Acre alone 14-40 lbs. / Acre in mixtures	½" to 1"	Annual	Hay Production (Haylage / Baleage), Grazing, Cover Crop

WINTER TRITICALE

The variety chosen for our Revere Winter Triticale, a cross between Wheat and Rye, is a proven variety across our geography. Reduced awns and increased leafiness make this variety a favorite for livestock producers and cover croppers alike.

SEEDING RATE	SEEDING DEPTH	LIFE CYCLE	USES
(Late Summer to Early Fall) 80-100 lbs. / Acre alone (Early to Mid-Fall) 110-120 lbs. / Acre	½" to 1"	Annual	Hay Production (Haylage / Baleage), Grazing, Cover Crop

REVERE COVER CROP MIXTURES

SCAVENGER MIXTURE CEREAL RYE + COVER CROP RADISH

BEST USE: Before soybeans, corn (when controlled early spring to lessen N “tie-up”). Use heavier seeding rates later in the planting window.

- Tolerates poor soil types and drought conditions
- Will capture excess nutrients left from the previous crop or manure applications
- Heavier seed density makes it effective when planted via drill or broadcast applications
- Versatile option for fighting erosion and breaking up compaction
- Helps suppress weeds when planted at heavier seeding rates

SEEDING RATE

30-35 lbs. / Acre alone

40-50 lbs. / Acre if using as forage

SCAVENGER PLUS MIXTURE CEREAL RYE + CRIMSON CLOVER + COVER CROP RADISH

BEST USE: Before soybeans, before corn or other grass crops (when controlled early spring to lessen N “tie-up”). Use heavier seeding rates later in the planting window.

- Will tolerate poor soil conditions and early broadcast applications into standing cash crops
- Cereal Rye and Cover Crop Radish in this mixture will capture excess nutrients left from the previous crop and/or manure applications
- Crimson Clover allows for nitrogen production, greater biomass and root structure
- Versatile option for fighting erosion and breaking up compaction
- Crimson allows entire mix to decompose quicker, conserving water and lessening N “tie-up”
- Ideal planting times should be 4-8 weeks prior to first frost
- Spring and fall forage option

SEEDING RATE

30-35 lbs. / Acre alone

40-50 lbs. / Acre if using as forage

FORAGE PLUS MIXTURE WINTER TRITICALE + BALANSA CLOVER + COVER CROP RADISH

BEST USE: After silage harvest, wheat harvest, or on seed production acres; this mixture can be utilized prior to any cash crop when taken off as forage. Use heavier seeding rates later in the planting window.

- Ideal for fall through spring grazing environments
- Revere Cover Crop Radish breaks through compaction and sequesters nutrients for the next cash crop
- Will likely require spring termination
- Winter Triticale soaks up any leftover nitrogen from the preceding crop
- Fixation Balansa Clover has improved winter tolerance over other clovers

SEEDING RATE

30-35 lbs. / Acre alone

40-50 lbs. / Acre if using as forage

FALL COVER MIXTURE SPRING OATS + COVER CROP RADISH

BEST USE: After any cash crop that allows sufficient growth prior to the fall frost; can be utilized in front of either next year’s corn or soybean crop. Use heavier seeding rates later in the planting window.

- Perfect for first time cover crop users and producers looking for reduced management in the Spring
- Excellent option for grazing livestock in the fall

SEEDING RATE

30-35 lbs. / Acre alone

40-50 lbs. / Acre if using as forage

REVERE COVER CROP MIXTURES

DEEP ROOTING PLUS MIXTURE ANNUAL RYEGRASS 2N + COVER CROP RADISH + BALANSA CLOVER

BEST USE: Perfect in front of both next year's corn or soybeans crop. Use heavier seeding rates later in the planting window.

- Versatile 3-way mix offering all the major benefits required from cover crop systems
- Mixture will break up compaction and add soil tilth
- Fixation Balansa clover in this mixture has improved winter tolerance over other clovers, allowing increased biomass and nitrogen-fixing potential
- Perfect for catching and later releasing nutrients left from cash crops
- Great fit with fall manure applications
- The annual ryegrass and Fixation Balansa Clover will require spring termination

SEEDING RATE

30-35 lbs. / Acre alone

40-60 lbs. / Acre if using as forage

SUMMER HEAVY SOIL MIXTURE SORGHUM X SUDANGRASS + SUNN HEMP + COVER CROP RADISH

BEST USE: Great option to maximize biomass growth when planted early and provide high quality forage well into fall. Use heavier seeding rates later in the planting window.

- Takes advantage of summer growing conditions and outperforms the production of traditional forages
- Sorghum sudangrass offers increased tonnage potential in grazing systems
- Tolerates lighter soils, lower fertility, and pH environments

SEEDING RATE

20-25 lbs. / Acre alone

25-30 lbs. / Acre if using as forage

Product	Compaction Aleviation	Erosion Control	Weed Suppression	Ease of Establishment	Biomass Production	Disease/Pest Control	P & K Cycling	Pollinator/Beneficials	Carbon/Nitrogen Ratio	Seeding Rate Alone (Lbs./Ac.)
BRASSICA										
Cover Crop Radish	5	4	5	5	4	3	4	2	10:1 - 22:1	3-8
Trophy Rape	5	4	3	5	4	4	4	4	15:1 - 22:1	4-6
Barkant Turnips	3	3	5	5	4	3	3	3	10:1 - 22:1	2-6
LEGUMES										
Red Clover 3 Year	4	3	4	3	4	2	4	4	12:1 - 16:1	15-20
Frosty Berseem Clover	2	4	4	4	3	1	4	3	15:1 - 20:1	15-20
Fixation Balansa Clover	3	4	4	4	4	3	3	5	15:1 - 20:1	5-10
Revere Crimson Clover	2	3	4	4	3	3	3	3	15:1 - 20:1	10-15
Hairy Vetch	2	3	4	3	4	3	4	5	10:1 - 15:1	15-30
Austrian Winter Peas	2	3	4	4	3	3	2	4	15:1 - 20:1	30-80
LabLab	3	3	5	4	5	4	4	3	15:1 - 20:2	15-20
Sunn Hemp	3	3	4	3	5	3	3	4	18:1 - 29:1	15
COOL SEASON GRASSES										
Annual Rye Grass 4N	5	5	5	5	4	3	3	2	20:1	16-30
Annual Rye Grass 2N	5	5	5	5	3	3	3	2	20:1	15-30
Lonestar Annual Rye Grass	5	5	5	5	3	3	3	2	20:1	15-30
CEREAL GRAINS										
Revere Cereal Rye CA	4	5	5	4	4	3	4	1	26:1 - 82:1	30-50
Elbon Cereal Rye	4	5	5	4	4	3	4	1	26:1 - 82:2	35-65
Cosaque Black Oats	4	5	5	4	5	3	4	1	20:1	30-50
Winter Triticale	2	4	4	4	5	3	4	1	20:1 - 58:1	30-50
Spring Oats	2	4	4	4	5	3	3	1	20:1	30-50
SUMMER ANNUALS										
Sorghum x Sudangrasses	4	4	5	4	5	4	3	3	20:1 - 80:1	25-60
Pearl Millet BD	4	4	5	5	5	4	3	3	10:1 - 20:1	15-30
COVER CROP MIXTURES										
Scavenger Mixture	5	4	5	4	5	3	4	2	-	30-35
Scavenger Plus Mixture	5	5	5	4	4	3	4	2	-	30-35
Forage Plus Mixrture	4	4	5	3	5	3	4	3	-	35-40
Interseed Mixture	4	3	3	4	3	3	4	3	-	12-15
Fall Cover Mixture	5	3	5	5	4	3	3	2	-	30-35
Deep Rooting Mixture	5	4	4	4	4	4	4	3	-	15-20
Summer Heavy Soil Mixture	4	4	5	3	5	4	3	4	-	25-30

Product	Seeding Rate in Mixtures (Lbs./Ac.)	Seeding Rate for Forage	Seeds/Lb.	Seeding Depth	Bulk Density	Aerial Seeding Rate (Lbs./Acre)	Germination Soil Temp F	Days to Emergence	Nitrogen fixation or scavenger
BRASSICA									
Cover Crop Radish	1-3	5-8	25,000	1/4"	45	3-8	45	3-5	SCAVENGER
Trophy Rape	2-4	6-8	145,000	1/4" - 1/2"	45	5-8	41	4-10	SCAVENGER
Barkant Turnips	2-4	3-8	220,000	1/4"	45	2-6	45	4-10	SCAVENGER
LEGUMES									
Red Clover 3 year	6-8	8-12	270,000	1/4"	48	4-10	41	7-10	N FIXATION
Frosty Berseem Clover	5-10	15-20	150,000	1/4"	52	6-15	40	5-8	N FIXATION
Fixation Balansa Clover	1-4	3-6	500,000	1/4"	56	3-6	40	14	N FIXATION
Revere Crimson Clover	4-8	6-15	150,000	1/4"	52	6-15	42	7-10	N FIXATION
Hairy Vetch	10-20	30-40	16,000	1"	57	NR	60	3-4	N FIXATION
Austrian Winter Peas	10-30	40-60	2,000	1"	50	NR	41	9	N FIXATION
LabLab	8-12	15-20	2,000	1"	55	NR	60	5-7	N FIXATION
Sunn Hemp	5-8	5-15	15,000	1/2" - 1"	-	NR	65	3-7	N FIXATION
COOL SEASON GRASSES									
Annual Rye Grass 4N	11-15	26-35	215,000	1/4"	33	15-35	40	7	SCAVENGER
Annual Rye Grass 2N	10-15	25-35	215,000	1/4"	32	15-35	40	7	SCAVENGER
Lonestar Annual Rye Grass	10-15	25-35	215,000	1/4"	32	15-35	40	7	SCAVENGER
CEREAL GRAINS									
Revere Cereal Rye CA	20-40	80-120	16,000	3/4" - 1"	50	20-60	34	5-8	SCAVENGER
Elbon Cereal Rye	15-40	100-120	15,000	1/4" - 1"	48	30-70	34	5-8	SCAVENGER
Cosaque Black Oats	20-40	80-100	16,000	1/2" - 1"	38	20-60	38	5-8	SCAVENGER
Winter Triticale	20-41	80-120	15,000	3/4" - 1"	48	20-60	38	6-8	SCAVENGER
Spring Oats	20-42	80-120	16,000	3/4" - 1"	38	20-60	38	5-8	SCAVENGER
SUMMER ANNUALS									
Sorghum x Sudangrasses	5-20	25-60	20,000	3/4" - 1 1/2"	45	NR	60	5-7	SCAVENGER
Pearl Millet BD	5-20	20-30	55,000	1/2" - 1"	42	NR	65	3-5	SCAVENGER
COVER CROP MIXTURES									
Scavenger Mixture	-	40-50	-	1/4" - 1"	48	30-40	45	-	SCAVENGER
Scavenger Plus Mixture	-	40-50	-	1/4" - 1"	54	30-40	45	-	BOTH
Forage Plus Mixture	-	40-50	-	1/4" - 1"	52	35-50	45	-	BOTH
Interseed Mixture	-	15-20	-	1/4" 1/2"	52	20-25	45	-	BOTH
Fall Cover Mixture	-	40-50	-	1/4" - 1"	36	30-40	45	-	SCAVENGER
Deep Rooting Mixture	-	20-25	-	1/4" - 1/2"	50	20-25	45	-	SCAVENGER
Summer Heavy Soil Mixture	-	30-25	-	1/4" - 1"	50	NR	60	-	BOTH

REVERE FORAGE PRODUCTS



PRODUCT	RELATIVE MATURITY	COB COLOR	KERNEL DIGESTIBILITY	MILK / ACRE	MILK / TON	FIBER DIGESTIBILITY	STARCH	BINDER FRIENDLY
Revere 8317	83	R	Good	Average	Good	Good	Very Good	
Revere 8607	86	R	Good	Good	Very Good	Excellent	Good	
Revere 9005	90	R	Good	Good	Very Good	Very Good	Good	x
Revere 9108	91	R	Good	Very Good	Excellent	Good	Very Good	
Revere 9598	95	R	Very Good	Excellent	Very Good	Good	Very Good	
Revere 9796	97	R	Good	Very Good	Very Good	Good	Good	x
Revere 9827	98	R	Very Good	Excellent	Excellent	Very Good	Very Good	
Revere 0120	101	P	Good	Good	Very Good	Very Good	Good	
Revere 0124	101	R	Excellent	Very Good	Excellent	Excellent	Average	
Revere 0297	102	R	Good	Very Good	Good	Good	Very Good	x
Revere 0398	103	P	Average	Very Good	Good	Good	Very Good	
Revere 0525	105	R	Good	Very Good	Good	Good	Good	x
Revere 0607	106	R	Good	Very Good	Very Good	Good	Very Good	
Revere 0999	109	R	Very Good	Very Good	Very Good	Good	Very Good	
Revere 0918	109	R	Good	Excellent	Very Good	Good	Excellent	x
Revere 1095	110	R	Below Average	Very Good	Very Good	Good	Very Good	x
Revere 1098	110	P	Very Good	Very Good	Good	Very Good	Excellent	
Revere 1289	112	R	Very Good	Very Good	Very Good	Good	Very Good	
Revere 1398	113	R	Very Good	Very Good	Very Good	Good	Very Good	
Revere 1307	113	R	Average	Very Good	Very Good	Good	Good	
Revere 1407	114	R	Average	Very Good	Good	Good	Good	
Revere 1524	115	R	Very Good	Excellent	Very Good	Very Good	Good	x
Revere 1506	115	R	Below Average	Average	Good	Good	Very Good	x
Revere 1697	116	P	Average	Average	Good	Good	Very Good	
Revere 1707	117	R	Good	Very Good	Good	Good	Good	
Revere 1898	118	R	Good	Very Good	Very Good	Good	Very Good	
Revere 1987	119	R	Average	Good	Good	Good	Good	

Products	Seeding Rate Alone (Lbs./acre)	Seeding Rate in Mixtures (Lbs./acre)	Estimated Seeds/Lb.	Lbs./ Bushel	Seeding Depth	Days to Emergence	Primary Use	Life Cycle
Alfalfa	15-20	8-12	151,800	60	1/4	3-7	Hay, Pasture	Perennial
Barley	90-120	50-90	14,000	48	1-2	7-10	Pasture, Haylage	Annual
Birdsfoot Trefoil	80-100	2-6	370,00	60	1/4-1/2	7-10	Pasture	Perennial
Bluegrass Kentucky Forage	15-20	4-10	2,200,000	14	UP TO 1/4	14-28	Pasture	Perennial
Bromegrass Smooth	15-20	5-10	135,000	14	1/2	14-28	Hay, Pasture	Perennial
Buckwheat	40-55	N/A	15,000	52	1/2-1	14-21	Hay, Wildlife	Annual
Chicory Forage	3-5	2-3	425,000	N/A	1/8-1/4	7-10	Pasture, Wildlife	Perennial
Clover Arrowleaf	5-10	3-5	400,000	60	1/4-1/2	7-21	Pasture, Wildlife	Annual
Clover Crimson Raw Seed	10-15	4-8	150,000	60	1/4-1/2	7	Hay, Pasture	Annual
Clover Balansa Ctd (Fixation)	6-10	2-4	500,000	N/A	UP TO 1/4	7	Hay, Pasture	Annual
Clover Berseem Ctd (Frosty)	15-25	5-7	205,000	60	1/8-1/4	7	Hay, Pasture	Annual
Clover Red Clover Ctd	10-12	4-8	181,500	60	1/4-1/2	7	Hay, Pasture	Perennial
Clover Red Clover Raw Seed	10-12	4-8	275,000	60	1/4-1/2	7	Hay, Pasture	Perennial
Clover White Ctd	5-8	2	495,000	60	1/4	7	Pasture, Wildlife	Perennial
Clover White Rawseed	5-8	2	750,000	60	1/4	7-10	Pasture, Wildlife	Perennial
Fescue Tall	25-30	6-12	225,000	25	1/4-1/2	7-10	Hay, Pasture	Perennial
Festulolium	30-40	12-20	225,000	25	1/4-1/2	10-14	Hay, Pasture	Perennial
Hairy Vetch	20-25	N/A	16,000	60	3/4-1	7-10	Hay, Pasture	Annual
Browntop Millet	12-30	N/A	180,000	50	1/2-1	10-14	Hay, Pasture	Annual
Millet Japanese	15-30	6-10	140,000	35	1/2-1	7-10	Hay, Pasture	Annual
Millet Pearl (Hybrid)	12-20	N/A	55,000	52	1/4-1/2	5-7	Hay, Pasture, Silage	Annual
Oats	90-120	50-80	16,000	32	1-2	7-10	Hay, Pasture, Silage	Annual
Oats Black Hulled	80-100	40-60	16,000	32	1-2	7-10	Hay, Pasture	Annual
Orchardgrass	15-25	3-10	425,000	14	1/4-1/2	10-14	Hay, Pasture	Annual
Peas Austrian Winter	30-40	20-30	2,000	60	1/4-1/2	7	Hay, Pasture, Silage	Annual
Peas Cow	80-120	N/A	3,000	60	1/4-1/2	7-10	Hay, Pasture, Silage	Annual
Peas Spring	90-120	50-60	3,500	60	1/2/2021	7-10	Hay, Pasture, Silage	Annual
Radish Daikon	6-8	1.5-3	25,000	50	1/4	7	Pasture, Wildlife	Annual
Rape Forage	4-8	2-3	145,00	50	1/2	7	Pasture	Annual
Reed Canarygrass	12-15	2-10	560,000	47	1/4-1/2	14-21	Hay, Pasture	Perennial
Rye Cereal	80-120	35-75	18,000	56	1/2	5-10	Hay, Pasture	Annual
Ryegrass Annual	20-40	5-10	225,000	24	1/4-1/2	7-10	Hay, Pasture	Annual
Ryegrass Perennial	25-35	5-10	225,000	24	1/4-1/2	7-10	Hay, Pasture	Perennial
Sorghum Grain (Milo)	3-8	N/A	15,000	56	1-1.5	5-7	Grain	Annual
Sorghum Forage	10-20	N/A	15,000	56	1-1.5	5-7	Silage, Hay	Annual
Sorghum Forage BMR	4-8	N/A	15,000	56	1-1.5	5-7	Silage, Hay	Annual
Sorghum X Sudangrass Hybrid	35-60	N/A	22,000	56	1/2-1	5-7	Hay, Pasture, Silage	Annual
Sorghum X Sudangrass BMR	30-40	N/A	22,000	56	1/2-1	5-7	Hay, Pasture, Silage	Annual
Sunflowers Peredovik	8-40	N/A	7,000	32	1-1.5	7-10	Wildlife	Annual
Sunn Hemp	25-30	N/A	4,500	N/A	1-1.5	7	Pasture, Wildlife	Annual
Switchgrass	5-8	N/A	340,000	55	1/2	7-10	Hay, Pasture	Perennial
Timothy	12-15	2-6	1,152,000	45	1/4-1/2	5-10	Hay, Pasture	Perennial
Teffgrass	6-12	N/A	1,300,000	N/A	1/8-1/4	5-10	Hay	Annual
Triticale	80-120	50-80	15,000	48	1-1-1/2	5-10	Hay, Pasture	Annual
Turnips	2-8	1-2	220,000	55	1/2	5-10	Pasture	Annual
Wheat	8-120	50-80	12,000	60	1/2	5-10	Pasture	Annual

ALFALFA AGRONOMIC CHARACTERISTICS

Products	Fall Dormancy	Winter Hardiness	Bacteria Wilt	Verticillium Wilt	Fusarium Wilt	Anthracnose	Aphanomyces Race 1	Aphanomyces Race 2	Potato Leafhopper	Phytophthora Root Rot	Disease Rating Index
RA4015 SD	4	1.5	HR	HR	HR	HR	HR	R	S	HR	33/35
CRAVE	4	1.5	HR	HR	HR	HR	HR	R	S	HR	34/35
RA5021 DC	5	2.1	HR	HR	HR	HR	HR	NR	S	HR	30/30
RA4020 BR	4	2.0	HR	HR	HR	HR	HR	NR	S	HR	30/30
RA4024 PLH	4	2.4	HR	HR	HR	HR	HR	NR	R	HR	30/30
PREMIUM BLEND	3.5-5	1.5-2.5	NR	NR	HR	NR	NR	NR	S	NR	26/30
NEXGROW® 6424R	4	1.8	HR	HR	NR	HR	HR	R	S	HR	35/35
NEXGROW® 6439HVXR	4	1.8	HR	HR	HR	HR	HR	R	S	HR	30/30
NEXGROW® 6497R	4	1.0	HR	HR	HR	NR	NR	NR	NR	HR	30/30

DISEASE KEY: HR=Highly Resistant, R=Resistant, S=Susceptable, NR=No Rating

ROUNDUP READY® AND HARVXTRA® ALFALFA

NEXGROW® 6424R

This variety offers the top yield potential with high resistance to Race 1 & 2 Aphanomyces. This high-quality FD 4 variety offers the Roundup Ready® trait, making crop management easier than ever before.

- High multifoliolate expression for maximum quality
- Top choice for heavy or saturated soils
- Herbicide tolerant variety



NEXGROW® 6439HVXR

When demanding the highest quality along with management flexibility, NEXGROW® 6439HVXR should be considered. A new addition to our lineup, this variety is the latest generation HarvXtra® variety on the market. This genetically enhanced alfalfa was developed to maximize quality - 15 - 20% increase in RFQ over check conventional varieties.

- 12-15% less lignin and 12-15% higher neutral detergent fiber digestibility (NDFD) for the highest relative feed quality (RF) alfalfa available
- Offers unmatched harvest flexibility for optimal balance of quality and yield
- The Roundup Ready® alfalfa trait that is included in this package provides optimal weed control, making crop management easier than ever before



NEXGROW® 6497R

This Roundup Ready® alfalfa variety is sure to impress with its high multifoliolate expression offering maximum quality, yield and/or milk per acre potential. This is the Roundup Ready® alfalfa choice for the southern market area.

- High multifoliolate expression
- Travels to southern regions
- Fall Dormancy 4 with very hardy winter hardiness
- 30 of 30 disease rating



CONVENTIONAL ALFALFA

RA4015 SD

This premium variety is sure to impress with top performing yields along with the best available quality from a conventional alfalfa. RA4015 SD is a “Superior Digestibility” alfalfa that demonstrates increased forage quality compared to other conventional alfalfas with high NDFD and TTNDFD results. Not only does RA4015 SD express the highest quality and performance, but it is also extremely versatile. This alfalfa variety has the ability to be placed in a wide array of geographies and soil types. This is a must plant alfalfa for high quality dairies!

- Superior Digestibility, Low Lignin = High NDFD & TTNDFD
- Very Versatile - High performance in a wide range of conditions
- Available in both Apex S with Stamina Root Stimulant and OMRI approved Apex Green seed coatings

CRAVE

A proven leader in performance, topping many university trials in the Northeastern US. Crave is a multi-leaf, high quality forage plant type that demonstrates top disease resistance to the six major alfalfa diseases plus resistance to Aphanomyces Root Rot Race 2. The upright growth habit is a favorite for hay producers.

- Excellent early emergence and seedling growth
- Excellent drought tolerance
- Excellent recovery after harvest
- Coated and pre-inoculated for your convenience (34% coat + ApronXL + Nitragin® Gold)

RA5021 DC

Looking for a high traffic tolerant alfalfa for your operation? RA5021 DC is a must! This deep crown alfalfa variety has a very high tolerance to both grazing and wheel traffic while demonstrating outstanding yields and forage quality during the entire season. Recommended for aggressive cutting schedules (4-6 cuttings).

- Deep Crown for high traffic tolerance
- FD 5.0 with a WH of 2.1
- High disease rating: 30/30 DRI
- Coated and pre-inoculated for your convenience (34% coat + ApronXL + Nitragin® Gold)

RA4020 BR

Exhibits a branched root system in combination with a high resistance to the pathogens that inhabit wet soils. This branched root system is designed to keep more of it above the water table and better secure the plant in the soil when freezing and thawing occurs. This variety will produce high forage yields in both poor and well-drained soils.

- Branched rooted system
- High disease rating: 30/30 DRI
- Very versatile variety that will thrive in poorly drained soils
- Coated and pre-inoculated for your convenience (34% coat + ApronXL + Nitragin® Gold)

SEEDING RATE	SEEDING DEPTH	LIFE CYCLE	CUTTING
15-20 lbs. / Acre alone 8-12 lbs. / Acre In mixtures	Shallow, up to ¼”	Perennial	Early Bloom (¼ Bloom); Last cutting is recommended 3 to 4 weeks prior to killing frost.

CONVENTIONAL ALFALFA

RA4024 PLH

The latest generation Potato Leaf Hopper resistant variety available. This selection was made for forage yield, persistence, and disease resistance. This new persistence is demonstrating a 2-3 point higher protein content compared to susceptible checks.

- Latest generation of PLH resistance
- Available in an OMRI approved coating (34% Apex Green) as well as raw seed
- RFV and protein content similar to the best improved cultivars when there is no PLH damage
- A.K.A. Repel III alfalfa

PREMIUM BLEND

A blend of premium alfalfa varieties with a guaranteed DRI of 26 of 30.

- Great option for short rotations
- Good disease resistance
- Coated and pre-inoculated for your convenience (34% coat + ApronXL + Nitragin® Gold)
- Affordable

SEEDING RATE	SEEDING DEPTH	LIFE CYCLE	CUTTING
15-20 lbs. / Acre alone 8-12 lbs. / Acre In mixtures	Shallow, up to ¼"	Perennial	Early Bloom (¼ Bloom); Last cutting is recommended 3 to 4 weeks prior to killing frost.

CLOVER OPTIONS

REVERE WHITE CLOVER

The high-quality ladino type variety chosen for Revere Seed Co. Demonstrates a very high stolon density, allowing this large white clover to handle abuse while filling in bare areas within a pasture or food plot. Large leaves and high nitrogen production are also traits found with this premium white clover.

- Ladino type
- Large-leafed
- Very adaptable with great winter hardiness, yet heat and drought tolerant

DOMINO WHITE CLOVER

This premium white clover earned its place into the Revere Seed Co's lineup by its top performance in our evaluation trials for stolon density and yield. This is a Northern variety that will excel into the extreme North, down through the transition zone of the US.

- Northern variety
- Very high stolon density with rapid regrowth
- Great component in pasture and wildlife mixtures.
- Large-leafed

SEEDING RATE	SEEDING DEPTH	LIFE CYCLE	USES
5-8 lbs. / Acre alone 2 lbs. / Acre In mixtures	Shallow, up to ¼"	Perennial	Due to white clover's low growing habit and ability to spread through stolons, grazing is the best method of harvest

REVERE RED CLOVER 3 YEAR

High disease resistance, high forage quality with excellent winter hardiness and drought tolerance are traits found within the Revere Seed Company's Red Clover. Expect high forage production with this very leafy improved red clover variety. This is a great improvement over medium red clover!

- Extremely adaptable, excelling in many geographies
- Very persistent
- Winter hardy

SEEDING RATE	SEEDING DEPTH	LIFE CYCLE	USES
10-12 lbs. / Acre alone 4-8 lbs. / Acre in mixtures	¼" to ½"	Perennial (2-3 yrs)	Hay Production, Grazing

FROSTY BERSEEM CLOVER

A very fast emerging annual clover option that will provide very high-quality tonnage to your hay fields or pastures. Great over-seeding clover!

- Unlike any other berseem clover!
- Tolerates cold temperatures down to 5° Fahrenheit
- Great option to over-seed into winter-killed areas of your alfalfa field
- Non-bloating clover

SEEDING RATE	SEEDING DEPTH	LIFE CYCLE	USES
15-25 lbs. / Acre alone 8-12 lbs. / Acre in mixtures	¼" to ½"	Annual	Hay Production, Grazing

CLOVER OPTIONS

FIXATION BALANSA CLOVER

This extremely versatile clover is sure to impress with high tonnage and tremendous quality forage. A tremendous fixer of Nitrogen, this clover also serves as an elite clover crop option.

- Most cold-tolerant annual clover - tolerant to temps of -14° Fahrenheit
- Large tap root is capable of breaking through hard pans, improving water infiltration
- Very versatile: Excels in a variety of soil types

SEEDING RATE	SEEDING DEPTH	LIFE CYCLE	USES
6-10 lbs. / Acre alone 2-4 lbs. / Acre in mixtures	Shallow, up to ¼"	Annual	Hay Production, Grazing

REVERE CRIMSON CLOVER

A very popular annual clover that works great as a late summer / fall planted cover crop and forage.

- Fast growing clover that is often used as a component in cover crop mixtures
- Known to fix large amounts of Nitrogen when inoculated correctly
- Often planted in the fall / dormant during the winter / quick growth in the spring

SEEDING RATE	SEEDING DEPTH	LIFE CYCLE	USES
10-15 lbs. / Acre alone 4-8 lbs. / Acre in mixtures	¼" to ½"	Annual	Hay Production, Grazing

COOL SEASON MIXTURES

GRASS HAY MIX

A very popular cool season grass mix for high quality forage with increased digestion and palatability.

45% Orchardgrass ML

45% Tall Fescue Tower Protek®

10% Erecta Timothy

SEEDING RATE	SEEDING DEPTH	LIFE CYCLE	USES
25-35 Lbs/Acre Alone 8-12 Lbs/Acre in mixtures	¼" to ½"	Perennial	Hay Production

ALL GRASS VERSA MIX

This mixture of high-quality grasses will excel in many climates within the Northeast and Mid-Atlantic regions. The versatility of this mix to thrive under many different stresses has made this combination a favorite.

35% Orchardgrass ME

35% Tall Fescue Tower Protek®

15% Festulolium

15% Perennial Ryegrass 2n

SEEDING RATE	SEEDING DEPTH	LIFE CYCLE	USES
25-30 lbs. / Acre alone 10-12 lbs. / Acre in mixtures	¼" to ½"	Perennial	Hay Production, Grazing

GRASS-ALL MIX

A desired mixture for those looking for a fast-establishing, long-living grass mixture when tall fescue is not desired. This mixture can be planted alone or with a legume.

35% Orchardgrass ME

35% Orchardgrass ML

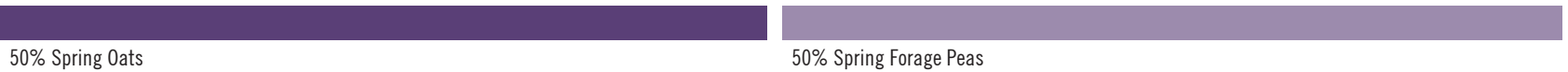
20% Erecta Timothy

10% Perennial Ryegrass 4n

SEEDING RATE	SEEDING DEPTH	LIFE CYCLE	USES
25-30 lbs. / Acre alone 8-12 lbs. / Acre in mixtures	¼" to ½"	Perennial	Hay Production, Grazing

REVERE SPRING FORAGE OATS & SPRING PEAS MIX

This 50/50 mixture of peas and oats will produce a quick-growing, high-protein forage.



SEEDING RATE	SEEDING DEPTH	LIFE CYCLE	USES
100 lbs. / Acre alone 50 lbs. / Acre in mixtures	¼" to 1"	Annual	Hay Production, Grazing

BALE BUSTER MIX

This well balanced, all grass hay mixture is a favorite of many of our customers that desire a high-quality grass mixture that can be planted alone or with legumes such as alfalfa or red clover. Revere Bale Buster Mix makes a soft, high-quality hay.



SEEDING RATE	SEEDING DEPTH	LIFE CYCLE	USES
30-35 lbs. / Acre alone 8-12 lbs. / Acre in mixtures	¼" to ½"	Perennial	Hay Production

COOL SEASON GRASSES

ORCHARDGRASS ML

This orchardgrass is a top performer consistently producing high dry matter yields. Revere Orchardgrass ML will impress with its ability to give better summer production than most any other orchardgrass varieties on the market while developing very high forage quality. This variety will excel in mixtures including most alfalfas.

- Medium late maturity, matching alfalfa on a 3 to 5 cut management system
- Tremendous summer production compared to the competition
- Excellent persistence and vigor
- Very high-quality forage
- Superior leaf disease resistance with great winter hardiness

ORCHARDGRASS ME

The variety chosen for the Revere Orchardgrass ME is a proven leader in the industry, combining early growth with yield and quality. This variety establishes well and has proved to have digestibility on the level of more late varieties. The right choice for straight grass hay or pastures.

- High dry matter yields
- Very winter hardy
- Very high-quality (digestibility) compared to earlier Orchardgrass varieties
- Medium early maturity
- Superior emergence and vigor

QUICKDRAW ORCHARDGRASS

This medium maturing orchardgrass was selected for its quick regrowth, superior yields, disease resistance, and palatability. It is a proven performer over a wide geography.

- Quick regrowth
- Medium maturity
- High disease resistance
- Coated seed for improved flowability

SEEDING RATE	SEEDING DEPTH	LIFE CYCLE	USES
15-25 lbs. / Acre alone 4-10 lbs. / Acre in mixtures	¼" to ½"	Perennial	Hay Production (cutting height of 6") or Grazing

REVERE TALL FESCUE ENDO FREE

The endophyte free tall fescue variety used in Revere Tall Fescue Endo Free is a very durable forage grass with a very wide adaptability. This product is both cold tolerant and extremely drought tolerant and offers a very high-quality forage that is also extremely palatable due to this variety's soft leaves.

- Suitable for pastures, silage and hay production
- High disease tolerance
- Very high digestible nutrients
- Extremely cold tolerant and drought tolerant
- Soft leafed type
- Very high forage quality
- Very deep rooted

SEEDING RATE	SEEDING DEPTH	LIFE CYCLE	USES
25-30 lbs. / Acre alone 6-12 lbs. / Acre in mixtures	¼" to ½"	Perennial	Hay Production, Grazing

TALL FESCUE TOWER PROTEK®

Tower Protek® is a late maturing, soft and palatable tall fescue, inoculated with the Protek® endophyte to bring additional persistence to the plant. Protek® is a novel endophyte (Neotyphodium coenophiallum) that does not produce detectable levels of harmful ergot alkaloids such as the toxic ergovaline.

- Soft Leaded
- Late Maturity
- Hexaploid (6N)
- Enhanced Persistence

SEEDING RATE	SEEDING DEPTH	LIFE CYCLE	USES
15-25 lbs. / Acre alone 9-16 lbs. / Acre in mixtures	¼" to ½"	Perennial	Hay Production, Grazing

ERECTA TIMOTHY

Known as one of the latest timothy varieties in the industry, Erecta timothy has proven itself as a consistent performer for more than a decade.

- Late maturing
- Great for straight grass stands as well as mixtures with alfalfa
- Great winter hardiness
- Exceptional palatability and digestibility

SEEDING RATE	SEEDING DEPTH	LIFE CYCLE	USES
12-15 lbs. / Acre alone 2-6 lbs. / Acre in mixtures	¼" to ½"	Perennial	Hay Production, Grazing

ANNUAL RYEGRASS 2N

The diploid annual ryegrass variety chosen for Revere Annual Ryegrass 2n is very fast establishing and offers excellent cold tolerance and rust resistance. This product was also selected for its high forage yields and extremely deep root structure.

- Fast establishing diploid perennial ryegrass
- Excellent cold tolerance
- Excellent rust resistance
- High nutritional feed value
- High yields

ANNUAL RYEGRASS 4N

This new tetraploid annual ryegrass is a great choice for pasture over-seeding or mixing with other pasture grasses or legumes due to its fast establishment and impressive yields.

- Quick establishment
- Great Crown rust and stem rust resistance
- Late maturity
- Increased stand persistence
- Excellent seedling vigor

LONESTAR ANNUAL RYEGRASS

This premium annual ryegrass variety has proven itself as a top performer in the Southeast. With excellent resistance to foliar diseases, improved seedling vigor, rapid tillering and quick establishment, Lonestar should be considered on your acreage.

- Tested and proven at Mississippi State University and the Griffin, GA trials as a top performer
- High forage yields and quality
- Excellent option for hay, pasture, or silage in the South

SEEDING RATE	SEEDING DEPTH	LIFE CYCLE	USES
20-40 lbs. / Acre alone 6-10 lbs. / Acre In mixtures	¼" to ½"	Annual	Hay Production (Haylage / Baleage), Grazing

COOL SEASON GRASSES

ITALIAN RYEGRASS 4N

This tetraploid Italian ryegrass offers a high quality, high energy forage with tremendous seedling vigor and growth. This true Italian ryegrass will not produce a seed head during the seeding year and will act like an annual ryegrass after it goes through a winter.

SEEDING RATE	SEEDING DEPTH	LIFE CYCLE	USES
20-40 lbs. / Acre alone 6-10 lbs. / Acre in mixtures	¼" to ½"	Annual	Hay Production (Haylage / Baleage), Grazing

PERENNIAL RYEGRASS 4N

Revere Perennial Ryegrass 4n is a very fast growing tetraploid perennial ryegrass that we selected for its ability to be extremely productive in cool, damp climates and later screened for yield, disease resistance and forage quality. This new variety is sure to impress as it is one of the easiest grasses to establish.

- Very easy to establish
- High yields
- High nutritional feed value
- Excellent disease tolerance

PERENNIAL RYEGRASS 2N

Revere Perennial Ryegrass 2n is an intermediate perennial ryegrass with a medium maturity, good spring green growth and overall disease resistance, including leaf scald, leaf spot and stem rust resistance. It is a great component to use in mixtures with tall fescue, perennial ryegrass and festulolium varieties.

- Excessive Spring growth
- Excellent foliage
- Good total digestive nutrients
- Medium maturity

SEEDING RATE	SEEDING DEPTH	LIFE CYCLE	USES
20-40 lbs. / Acre alone 6-10 lbs. / Acre In mixtures	¼" to ½"	Perennial	Hay Production (Haylage / Baleage), Grazing

SMOOTH BROMEGRASS

A long living perennial, sod forming grass that is deep rooted and spreads by underground rhizomes. This grass is a great option for well drained soils.

- Very compatible with alfalfa
- Very versatile for grazing or hay production
- Excellent drought tolerance

SEEDING RATE	SEEDING DEPTH	LIFE CYCLE	USES
15-20 lbs. / Acre alone 5-10 lbs. / Acre in mixtures	½" to 1"	Perennial	Hay Production, Grazing

COOL SEASON GRASSES

KENTUCKY BLUEGRASS FORAGE

This variety is a true forage type of Kentucky Bluegrass offering higher yields and forage quality than most other Kentucky Bluegrass varieties.

- Excellent Seedling Vigor and Emergence
- Aggressive Rhizomes
- Medium Early Maturity

SEEDING RATE	SEEDING DEPTH	LIFE CYCLE	USES
10-15 lbs. / Acre alone 4-10 lbs. / Acre in mixtures	Shallow up to ¼"	Perennial	Grazing

FESTULOLIUM

This festulolium is likely the most adaptable variety in the industry, tolerable of a wide range of climatic stresses after establishment such as heat, drought and cold. This product offers excellent disease resistance.

- Fast establishing
- After establishment, can tolerate a wide range of climatic stresses (heat, drought, and cold)
- High yielding
- High quality forage
- Tetraploid Festulolium – cross between a fescue and a tetraploid ryegrass

SEEDING RATE	SEEDING DEPTH	LIFE CYCLE	USES
10-15 lbs. / Acre alone 4-8 lbs. / Acre in mixtures	¼" to ½"	Annual	Hay Production, Grazing

CEREAL GRAIN OPTIONS

AC NICOLAS OATS

This Canadian white hulled oat offers extremely high yields and good straw.

- Very high yields
- High grain quality
- Good straw

SEEDING RATE	SEEDING DEPTH	LIFE CYCLE	USES
80-120 lbs. / Acre alone	½"	Annual	Grain production, Forage production (boot stage)

COSAQUE BLACK SEEDED OATS

Great alternative to cereal rye and fall seeded oats. Offers a very high biomass yield and very large root structure. Great cover crop option!

- Tremendous quality and yield potential
- Great winter-hardiness scores South of I-70 corridor
- Very wide leaves
- Generally Summer or fall seeded

SEEDING RATE	SEEDING DEPTH	LIFE CYCLE	USES
80-120 lbs. / Acre alone	½"	Annual	Grain production, Forage production (boot stage)

FORAGE OATS

This later maturing Canadian oat variety is a true forage oat offering very wide, long leaves and a high leaf-to-stem ratio. It has great forage yield potential and quality as well as excellent grain quality and yield.

- Great disease package including good Crown Rust resistance
- Very high forage yields with excellent quality (cut at boot stage)
- Excellent nurse crop

SEEDING RATE	SEEDING DEPTH	LIFE CYCLE	USES
80-120 lbs. / Acre alone 30-60 lbs. / Acre in mixtures	½"	Annual	Grain production, Forage production (boot stage)

REVERE CEREAL RYE CA

This Canadian cereal rye is grown as a cover crop or forage option. Expect tremendous seed quality with the Local Cereal Rye CA as we only source the cleanest / best germ lots available to the market.

- Deep rooted high biomass cover crop option
- Screened for purity and germination
- Can be planted later in the fall than any other option
- The variety used in the Local Cereal Rye CA is 10 to 14 days later maturing than many other popular varieties

SEEDING RATE	SEEDING DEPTH	LIFE CYCLE	USES
30-56 lbs. / Acre (Cover Crop) 80-120 lbs. / Acre (Forage)	½" to ¾"	Annual	Grain production, Forage production

BRASSICA OPTIONS

REVERE COVER CROP RADISH

This selection of the daikon radish is excellent at breaking up deep compaction with its long, thin tap root. This tap root pulls nutrients from deep within the soil profile to bring to the tuber area (growth zone). When the Revere Cover Crop Radish decays (winter kill OR terminated 3-4 weeks prior to planting cash crop), the nutrients are released for use by the cash crop.

- Excellent at breaking up deep compaction
- Needs about 900 GDD's to reach full maturity
- Fast to establish: 30 - 45 days provides good soil coverage and root growth
- Easy to establish and manage!

SEEDING RATE	SEEDING DEPTH	LIFE CYCLE	USES
5-8 lbs. / Acre alone 1-3 lbs. / Acre in mixtures	¼" to ½"	Annual	Grazing (in 45-60 days, plant after mid-July to 60 days prior to first frost)

BARKANT TURNIPS

Barkant is a truly improved forage turnip variety. Bred for leaf production, it out yields most other turnip varieties available. Barkant is a popular variety in countries where the use of Brassicas already is more common: New Zealand, Australia, England and other European countries.

- Vigorous white turnip
- Good leaf and root yield
- High sugar and dry matter content

SEEDING RATE	SEEDING DEPTH	LIFE CYCLE	USES
3-6 lbs. / Acre alone 1-2 lbs. / Acre in mixtures	1/8"	Annual	Grazing (in 60-90 days of growth)

T RAPTOR HYBRID BRASSICA

T-Raptor is an early maturing hybrid brassica, a cross between a forage turnip and a forage rape, with 50-70 day crop duration. T-Raptor exhibits a leafy growth habit (higher leaf-to-bulb ratio) and is well-suited to grazing. T-Raptor is an excellent late summer feed source, and a good supplement for late summer periods when cool-season forage grasses slow in production.

- High forage yields
- Multiple grazing
- Rapid regrowth

SEEDING RATE	SEEDING DEPTH	LIFE CYCLE	USES
3-4 lbs. / Acre alone 1-2 lbs. / Acre in mixtures	1/8"	Annual	Grazing (in 40-60 days of growth)

TROPHY RAPE

This rape variety is a fast-growing brassica that is heat, cold, and drought tolerant making it extremely adaptable to a very large geography. Best if planted in the fall season.

- Fast growing brassica
- Very good cover crop option
- Best if used within a mixture

SEEDING RATE	SEEDING DEPTH	LIFE CYCLE	USES
6-8 lbs. / Acre alone 1-2 lbs. / Acre in mixtures	1/8"	Annual	Grazing (in 40-60 days of growth)

ROCKY CHICORY

This perennial forb is a large leafed forage chicory that boosts yields of first year seedings and continues to impress into the 2nd year. Great for grazing and wildlife

- High in mineral content and proteins
- Very large taproot
- Drought tolerant

SEEDING RATE	SEEDING DEPTH	LIFE CYCLE	USES	SOIL TEMPERATURE
3-5 lbs. / Acre alone	1/8" to 1/4"	Perennial	Grazing	50°F & higher

SUMMER ANNUALS

SORGHUM X SUDANGRASS GRAZING / MULTICUT

Economically priced conventional sorghum x sudangrass with exceptional yield potential.

- Economical forage option
- High yield

SORGHUM X SUDANGRASS ST GRAZING / MULTICUT

A sterile version of our popular Sorghum X Sudangrass.

- High yielding forage option
- Will not waste energy on reproductive stage

SORGHUM X SUDANGRASS BMR GRAZING / MULTICUT

This BMR6 sorghum x sudangrass has an upright growth behavior with faster dry-down capabilities compared to most other options.

- Most Economical high-quality forage option (BMR6)
- Exceptional tonnage
- Faster dry-down than many of its competitors

SORGHUM X SUDANGRASS BMR BD GRAZING / MULTICUT

This management friendly brachytic Dwarf BMR6 sorghum x sudangrass includes tremendous disease tolerance and improved forage quality.

- Brachytic dwarf – very tight internodes make this variety extremely leafy
- Lower cutting height is possible with this variety due to its brachytic structure
- Increased fusarium resistance included within this exceptional disease package

SORGHUM X SUDANGRASS SCA BMR BD GRAZING / MULTICUT

Coupled with tolerance to the Sugarcane Aphid, this BMR6 hybrid has excellent forage quality. Tillering capacity is great and will produce 3 or more tillers that are synchronous with the main panicle at flowering/maturity.

- BMR 6 for the highest forage quality
- Sugarcane Aphid resistance
- Brachytic dwarf – allowing a lower cutting or grazing height
- Very high yielding

SEEDING RATE	SEEDING DEPTH	LIFE CYCLE	USES	SOIL TEMPERATURE
BMR: 30-40 lbs. / Acre alone 12 - 20 lbs. / Acre in mixtures NON-BMR: 50-60 lbs. / Acre alone 20-40 lbs. / Acre in mixtures	1/2" to 1"	Annual	Hay Production (Haylage /Baleage), Grazing	60°F & higher

SUMMER ANNUALS

PEARL MILLET BD GRAZING / MULTICUT

This hybrid pearl millet is a dry stalk, brachytic dwarf variety that will excel in performance in many regions and exceed many sorghum products where Sugar Cane Aphid infestation is a factor.

- Dry stalk – allowing for quicker dry down than other products
- Very leafy forage option
- Tolerant to Sugar Cane Aphid
- Very fast regrowth

PEARL MILLET BMR BD GRAZING / MULTICUT

This BMR pearl millet will not only yield with the best sorghum x sudangrasses available, but will likely be of higher quality while providing a faster dry down. This is a must try forage when there is concern for Sugar Cane Aphid as Local Pearl Millet BMR BD is tolerant to this devastating pest. Many dairy producers of the South are successfully exploring methods of planting this variety in place of their forage sorghum to provide a consistent high-quality forage.

- Extremely high tillering capacity
- Sugar Cane Aphid tolerant
- Superior leafiness, sterile hybrid
- Brachytic dwarf: increased leaf to stem ratio/ improved standability

SEEDING RATE	SEEDING DEPTH	LIFE CYCLE	USES	SOIL TEMPERATURE
12-20 lbs. / Acre alone	¼" to ½"	Annual	Hay Production, Grazing	65°F & higher

TEFF GRASS GRAZING / MULTICUT

Teff grass is a fast-growing summer annual forage that offers a very wide geography of adaptation. This species is offered within a seed coating to assist with proper seed to soil contact. Planting in a very firm seed bed is essential for a successful stand.

- Fast growing summer annual
- Great dry hay alternative

SEEDING RATE	SEEDING DEPTH	LIFE CYCLE	USES
4-8 lbs. / Acre alone	Up to ¼"	Annual	Hay production

FORAGE SORGHUM 95 BMR BD SINGLE CUT

This hybrid BMR Brachytic Dwarf forage sorghum has a proven track history. This 95 day to harvest (soft dough) variety is very management friendly in regions that can allow for this long season forage option. While generally a single cut harvest, in many areas of this South, this variety is capable of growing to soft dough, being harvested and allowed to regrow to for an additional harvest (Haylage / Baleage).

- 95 relative maturity days to soft dough maturity
- Brachytic dwarf variety
- BMR6 trait allowing for increased digestibility and forage quality
- Very low seeding rate 4 to 6 pounds / acre (80,000 – 100,000 seeds / acre)

SEEDING RATE	SEEDING DEPTH	LIFE CYCLE	USES
80,000 to 100,000 Seeds / Acre alone	1" to ½"	Annual	Silage

As your crops emerge, evaluating the stand is important to identify problems from planting, insects, or disease. Evaluating your stands early can help you identify concerns while there may be time to remedy them. Three common methods for taking stand counts are outlined below. The 1/1000th acre method is widely used for corn and wide row soybeans. A more accurate method is the wheel method, which counts 150 plants and measures the distance from start to finish with a measuring wheel. The hoop method is often used for drilled beans. When evaluating a corn or soybean stand only count plants that have a good chance of survival. Keep in mind that while corn plant populations are a critical component of yield, soybean plants are better able to compensate for lower plant populations.

Source: Purdue Corn and Soybean Field Guide 2007.

1/1000TH ACRE METHOD

Count the number of plants in a length of row equal to 1/1000th of an acre based on row width). Multiply the number of plants by 1000 to get plants per acre. Repeat the process in several locations in the field for an accurate estimate.

Row Width (inches)	Row Length 1/1000th acre
7	74'8"
10	52'3"
15	34"10'
20	26'2"
22	23'10"
30	17'5"
36	14'6"
38	13'10"
40	13'1"

WHEEL METHOD

Count 150 plants and measure the distance from start to finish with a measuring wheel. Divide the number of feet traveled into the appropriate factor in Table 2 to determine the plant population. For example, if you walked 94 feet while counting 150 plants in 30-inch rows, the population is $2,613,600 \div 94 = 27,804$ plants per acre. You may repeat the count several times and average the results.

Row Width (inches)	Factor
20	3,920,400
30	2,613,600
36	2,178,000
38	2,063,350

HOOP METHOD

Measure the diameter of the hoop, toss it in the field, and count the number of plants inside the hoop. Do this in at least 5 locations in the field. Multiply the average number of plants by the appropriate factor listed in Table 3 to get the number of plants per acre. Notice that having a diameter of 28 1/4 inches allows you to simply multiply by 10,000 to obtain the number of plants per acre. This size of hoop can be made by cutting anhydrous tubing to 88 3/4 inches and joining it to form a circle.

Row Width (inches)	Factor
18	24,662
21	18,119
24	13,872
27	10,961
28 1/4	10,000
30	8,878
33	7,337
36	6,165

WATER REQUIREMENTS

State of Growth	Average Days to Maturity	Water Use to Maturity
CORN	125	22.0"
Pollinating	45	10.5"
Blister	34	7.5"
Dough	13	2.5"
Full Dent	0	0.0"

State of Growth	Average Days to Maturity	Water Use to Maturity
SOYBEANS		
Full Pod	42	11.0"
Beginning Fill	31	7.5"
Full Pod Fill	18	3.5"
Maturity	0	0.0"

State of Growth	Average Days to Maturity	Water Use to Maturity
GRAIN SORGHUM		
Half Bloom	34	9.0"
Soft Dough	23	5.0"
Hard Dough	12	2.0"
Mature	0	0.0"

PLANT FOOD UTILIZATION

PLANT FOOD UTILIZATION		Plant Food Uptake			Plant Food Removed		
Crop	Unit	N	P205	K2O	N	P205	K2O
Corn	lb/bu	1.33	0.57	1.33	0.75	0.44	0.29
Corn Silage	lb/ton	8.30	3.60	8.30	8.30	3.60	8.30
Soybeans	lb/bu	5.40**	1.06	2.36	4.00**	0.80	1.40
Alfalfa	lb/ton	60.00**	15.00	60.00	56.00**	15.00	60.00
Cotton (lint)	lb/cwt	12.00	4.33	8.33	7.00	2.67	3.00
Grain Sorghum	lb/cwt	3.12	1.12	2.50	1.50	0.75	0.38
Grain Sorghum	lb/bu	1.75	0.63	1.40	0.84	0.42	0.21
Forage Sorghum	lb/ton	25.00	8.00	35.00	25.00	8.00	35.00
Sorghum-Sudan	lb/ton	40.00	15.00	60.00	40.00	15.00	60.00
Wheat	lb/bu	1.67	0.67	2.02	1.15	55.00	0.34
Sunflower	lb/cwt	5.20	2.00	3.65	3.60	1.70	1.10

Approximate Nitrogen Produced from Previous Crop:

Soybeans: Normal Yield - 45-55# of N, Low Yield = 15-25# of N
Alfalfa Good Stand = 80-110# of N, Poor Stand = 30-50# of N

Other Legumes: Good Stand = 50-70# of N depending upon the crop

Sorghum: If residues are incorporated into the soil an additional 30-40# of N should be applied

Approximate Fertility Removed from Previous Corn Crop per Bushel Produced:

Grain: 0.75# N, 0.44# P, 0.29# K, 0.06# Mg, 0.02# Ca, 0.07# S

Silage: 1.50# N, 0.60# P, 1.30# K, 0.20# Mg, 0.21# Ca, 0.16# S

Best Crop Response Related to pH Levels

	Range
Continuous Corn (No Alfalfa Clover)	6.1-6.6
Corn/Soybean rotation (No Alfalfa - Clover)	6.3-6.9
Soybeans	6.0-6.7
Alfalfa and Other Legumes	6.6-7.5
Cotton	5.5-7.0
Grain Sorghum (milo)	5.5-7.0
Forage Sorghum	5.5-7.0
Wheat	6.0-7.0

CALCULATING GRAIN YIELDS

Grain Yield = (100-moisture) x (lbs. of grain) x (factor for crop) / (Row length in feet) / (Row width in inches) / (Number of rows)

Crop	Factors	Yield Corrected to % Moisture
Corn	109,815	15%
Soybeans	100,138	13%
Grain Sorghum	108,538	13%
Sunflowers	5805	10%
Wheat	100,176	13.50%
Corn Silage	7.467	70%

GROWING DEGREE DAYS

$$\frac{T_{\text{Max}} + T_{\text{Min}}}{2} \text{ minus } 50 = \text{GDD}$$

T. Max is the maximum temperature during the day and T. Min is the minimum. Fifty degrees F is substituted for the minimum temperature when it falls below 50° F, and 86° is substituted for the maximum if it goes above 86° F.

Example: If the high is 90 degrees F and the low is 70 degrees F:
 (86=70)/2-50 = (156/2) - 50 = 78-50 = 28 GDUs

BASIC SEEDING RATES

Crop	Weight per Bushel	Avg. # Seeds per lb.	Avg. Seeding Rate/Acre	Avg. Seeding Rate Seeds/Acre	Number of Seeds
Corn-good moisture	56.0	1,400	23	32,200	1.8 /foot 30" row
Corn-dryland	56.0	1,400	14	19,600	1.3 /foot 36" row
Soybeans 30" row	60.0	2,800	60	165,000	9.4 /foot row
10" row	60.0	2,800	56	185,000	3.4 /foot row
20" row	60.0	2,800	56	185,000	7.1 /foot row
36" row	60.0	2,800	56	165,000	11.3 /foot row
Alfalfa - straight seeded	60.0	199,000	18-22	3,582,000	82.2 /sq ft.
Alfalfa - w cover crop	60.0	199,000	12-15	2,786,000	64.0 /sq ft.
Cotton - 38" row	32.0	5,500	8-9	45,000	3.4 /foot row
Cotton - 30" row	32.0	5,500	9-11	55,000	3.1 /foot row
Wheat - hard red spring	60.0	14,300	60-120	85,800-1,716,000	17.5-40 /sq ft.
Wheat - winter	60.0	14,500	75	1,087,500	25 /sq ft.
Oats	32.0	15,500	80	1,240,000	28.5 /sq ft.
Sorghum Grain - good moisture	56.0	17,000	8-10	170,000	9-10 /foot row
Sorghum Grain - dryland	56.0	17,000	4-6	85,000	4-5 /foot row
Sorghum Forage - 30" row	50.0	25,000	8-12	250,000	5-6 /sq ft.
Sudangrass Sorghum - 7" row	40.0	19-22,000	25-40	1,512,500	38 /sq ft.
Canola - spring	60.0	142,400	5-6	783,200	18 /sq ft
Canola - winter	60.0	156,960	5-6	863,280	20 /sq ft
Red Clover - straight seeded	60.0	252,000	8-10	2,269,000	50 /sq ft
Sweet Clover	60.0	250,000	12-15	3,375,000	75-76 /sq ft
Millet - foxtail	48.0	218,000	15	3,270,000	73-76 /sq ft
Proso	56.0	65,000	20	1,300,000	30 /sq ft.
Orchardgrass	14.0	590,000	14	7,965,000	180 /sq ft.
Kentucky Bluegrass	14-28	2,200,000	15-25	44,000,000	1000 /sq ft.
Fescue - tall	24.0	225,000	15	3,375,000	75-80 /sq ft.
Fescue - red or creeping	15-40	545,000	20-30	12,262,500	280-300 /sq ft.

SEEDS PER ACRE ROW WIDTH CHART

Seed Spacing in the Row (in)	#Seeds/ Plants in One Foot Row	Row Width (in.)									
		7	14	20	24	28	30	32	36	38	40
1	12.0	869,000	448,000	314,000	261,000	224,000	209,000	196,000	174,000	165,000	157,000
1.5	8.0	598,000	299,000	209,000	174,000	149,000	139,000	131,000	116,100	110,000	104,000
2	6.0	448,000	224,000	155,000	131,000	112,000	104,000	98,000	87,100	82,500	78,400
3	4.0	298,000	149,300	104,000	87,100	74,800	69,700	65,400	58,000	55,000	52,300
4	3.0	224,000	112,000	78,400	65,300	56,000	52,200	49,000	43,500	41,300	39,200
5	2.4	179,000	89,600	62,700	52,300	44,900	41,800	39,200	34,800	33,000	31,400
6	2.0	149,000	74,700	52,400	43,600	37,300	34,800	32,700	29,000	27,500	26,100
7	1.7	217,000	63,500	44,400	37,000	31,700	29,600	27,800	24,700	23,400	22,200
8	1.5	112,000	56,000	39,100	32,700	28,000	26,100	24,500	21,800	20,600	19,600
9	1.3	99,300	49,700	34,800	29,000	24,800	23,100	21,700	19,300	18,300	17,400
10	1.2	89,600	44,800	31,400	26,100	22,400	20,900	19,300	17,400	16,500	15,700
11	1.1	81,400	40,700	28,500	23,700	20,400	19,000	17,800	15,800	15,000	14,300
12	1.0	74,700	37,300	26,100	21,800	18,700	17,400	16,300	14,500	13,800	13,100

Think Before You Bin Run



Verification Required The last patent on the original Roundup Ready® soybean trait expired a few years ago and U.S. farmers may legally plant saved seed from some varieties of soybean containing the Roundup Ready® soybean trait. However, it is important that you check with your seed supplier to determine if a specific Roundup Ready® soybean variety is covered by other intellectual property rights, and if so, the policy for saving seed of that variety.

Higher Seeding Rate A higher seeding rate may be required for bin-run Roundup Ready® soybeans compared to new branded seed.

Yield Loss Roundup Ready 2 Yield® soybean, Roundup Ready 2 Xtend® soybean, and XtendFlex® soybean varieties typically have a higher yield opportunity than Roundup Ready® soybean varieties.

Cleanout Loss Loss of seed and/or shrink occurs during the seed cleaning and handling processes for bin-run seed.

Seed Treatment Costs Treating your seed will add costs—both the cost of the treatment and the application of that treatment.

Lost Income Every bushel of saved seed you plant is a bushel you're not selling as commodity grain.

Increased Seed Management If you plan to save and bin-run Roundup Ready® soybeans for planting, you will have to manage your harvest operations and grain storage so that the seed isn't co-mingled with other seed that's covered by intellectual property rights.

High Value of New Branded Seed

Latest Technology

- // High-yielding soybean technologies
- // Better variety options
- // Leading seed treatment options

Customer Service

- // Dealer agronomic support before and after the sale
- // Replant policy support
- // Convenient packaging and delivery

Reliable Germination and Quality

- // Rigorously tested and meets U.S. Federal Seed Act requirements
- // Free of seed-borne diseases
- // Properly stored and conditioned

For a list of Bayer's trait patents go to cs.bayerpatents.bayer.com

For questions regarding seed intellectual property, or to anonymously report a saved seed tip, you can contact Bayer in the following ways:

1. Call 1-866-99-BAYER
2. Send a letter: Trait Stewardship, 622 Emerson Road, Suite 150, Creve Coeur, MO 63141
3. Submit a contact request at cropscience.bayer.us/contact or scan the QR code



Bayer is a member of the Seed Innovation and Protection Alliance. Visit www.seedipalliance.com to learn more. SIPA™ is a trademark of the Seed Innovation and Protection Alliance.

Bayer is a member of Excellence Through Stewardship® (ETS). Bayer products are commercialized in accordance with ETS Product Launch Stewardship Guidance, and in compliance with Bayer's Policy for Commercialization of Biotechnology-Derived Plant Products in Commodity Crops. Commercialized products have been approved for import into key export markets with functioning regulatory systems. Any crop or material produced from this product can only be exported to, or used, processed or sold in countries where all necessary regulatory approvals have been granted. It is a violation of national and international law to move material containing biotech traits across boundaries into nations where import is not permitted. Growers should talk to their grain handler or product purchaser to confirm their buying position for this product. Excellence Through Stewardship® is a registered trademark of Excellence Through Stewardship.

ALWAYS READ AND FOLLOW PESTICIDE LABEL DIRECTIONS. It is a violation of federal and state law to use any pesticide product other than in accordance with its labeling. NOT ALL formulations of dicamba or glyphosate are approved for in-crop use with Roundup Ready 2 Xtend® soybeans. NOT ALL formulations of dicamba, glyphosate or glufosinate are approved for in-crop use with products with XtendFlex® Technology. ONLY USE FORMULATIONS THAT ARE SPECIFICALLY LABELED FOR SUCH USES AND APPROVED FOR SUCH USE IN THE STATE OF APPLICATION. Contact the U.S. EPA and your state pesticide regulatory agency with any questions about the approval status of dicamba herbicide products for in-crop use with Roundup Ready 2 Xtend® soybeans or products with XtendFlex® Technology.

Roundup Ready® Technology contains genes that confer tolerance to glyphosate. **Roundup Ready® 2 Technology** contains genes that confer tolerance to glyphosate. **Roundup Ready 2 Xtend® soybeans** contain genes that confer tolerance to glyphosate and dicamba. **Products with XtendFlex® Technology** contain genes that confer tolerance to glyphosate, glufosinate and dicamba. **Glyphosate** will kill crops that are not tolerant to glyphosate. **Dicamba** will kill crops that are not tolerant to dicamba. **Glufosinate** will kill crops that are not tolerant to glufosinate. Contact your seed brand dealer or refer to the Bayer Technology Use Guide for recommended weed control programs.

Contact your Bayer retailer, refer to the Bayer Technology Use Guide, or call the technical support line at 1-888-283-6847 for recommended Roundup Ready® Xtend Crop System weed control programs.

Bayer, Bayer Cross, Roundup Ready 2 Xtend®, Roundup Ready 2 Yield®, Roundup Ready® and XtendFlex® are registered trademarks of Bayer Group. LibertyLink® and the Water Droplet Design® is a trademark of BASF Corporation. ©2022 Bayer Group. All rights reserved.

Rev 01/2022

SALES REPRESENTATIVE	PHONE	AREA
Brian Ishman	814-574-0977	Eastern PA / OH
David Huffman	570-772-0312	Central PA / NY
Jack Boniface	443-752-9130	Delmarva
James Rogers	757-630-4408	Southern VA / Eastern NC
Michael Swisher	540-685-3027	Central VA / WV / MD
Barrett Daugherty	662-299-6171	South MS Delta
Eric Brozovich	662-390-3626	South MS Delta
Eric Howard	870-723-3448	Southeast AR
Jack Coleman	870-672-2644	East Central AR
Jarett Chapman	501-766-0741	East Central AR
Jason Mayer	573-820-1797	Northeast AR / Missouri Bootheel
JM Huffman	901-482-1923	West TN
Joey Causey	573-748-0026	Missouri Bootheel
John Polasini	662-207-5151	Northeast LA / Southeast AR
Lee Withers	601-940-9580	South and Central MS Delta
Neill McLaurin	731-676-5973	West TN / Southwest KY
Sam Barre	870-219-1001	Northeast AR / MO Bootheel
Wayne Dulaney	662-902-0729	North MS Delta
Zach Steinmetz	501-442-7126	East Central AR

SUPPLY CHAIN/LOGISTICS RESOURCES		
Corporate Office	info@Revereseed.com	901-260-2000
Brian Goss	brian.goss@Revereseed.com	662-897-4677
Kylie Letterman	kylie.letterman@Revereseed.com	570-916-8320



Bayer is a member of Excellence Through Stewardship® (ETS). Bayer products are commercialized in accordance with ETS Product Launch Stewardship Guidance, and in compliance with Bayer's Policy for Commercialization of Biotechnology-Derived Plant Products in Commodity Crops. Commercialized products have been approved for import into key export markets with functioning regulatory systems. Any crop or material produced from this product can only be exported to, or used, processed or sold in countries where all necessary regulatory approvals have been granted. It is a violation of national and international law to move material containing biotech traits across boundaries into nations where import is not permitted. Growers should talk to their grain handler or product purchaser to confirm their buying position for this product. Excellence Through Stewardship® is a registered trademark of Excellence Through Stewardship.

SEED PIRACY STATEMENT Seed containing a patented trait can only be used to plant a single commercial crop. It is unlawful to save and replant Roundup Ready 2 Yield® soybeans, Roundup Ready 2 Xtend® soybeans, and XtendFlex® soybeans. Additional information and limitations on the use of these products are provided in the Technology Stewardship Agreement and the Bayer Technology Use Guide: tug.bayer.com. U.S. patents for Bayer technologies can be found at the following webpage: cs.bayerpatents.bayer.com

ALWAYS READ AND FOLLOW PESTICIDE LABEL DIRECTIONS. It is a violation of federal and state law to use any pesticide product other than in accordance with its labeling. NOT ALL formulations of dicamba or glyphosate are approved for in-crop use with Roundup Ready 2 Xtend® soybeans. NOT ALL formulations of dicamba, glyphosate or glufosinate are approved for in-crop use with products with XtendFlex® Technology. ONLY USE FORMULATIONS THAT ARE SPECIFICALLY LABELED FOR SUCH USES AND APPROVED FOR SUCH USE IN THE STATE OF APPLICATION. Contact the U.S. EPA and your state pesticide regulatory agency with any questions about the approval status of dicamba herbicide products for in-crop use with Roundup Ready 2 Xtend® soybeans or products with XtendFlex® Technology.

B.t. products may not yet be registered in all states. Check with your seed brand representative for the registration status in your state.

IMPORTANT IRM INFORMATION: RIB Complete® corn blend products do not require the planting of a structured refuge except in the Cotton-Growing Area where corn earworm is a significant pest. **See the IRM/Grower Guide for additional information. Always read and follow IRM requirements.**

Roundup Ready® 2 Technology contains genes that confer tolerance to glyphosate. **Roundup Ready 2 Xtend® soybeans contain genes that confer tolerance to glyphosate and dicamba. Products with XtendFlex® Technology contains genes that confer tolerance to glyphosate, glufosinate and dicamba. Glyphosate** will kill crops that are not tolerant to glyphosate. **Dicamba** will kill crops that are not tolerant to dicamba. Glufosinate will kill crops that are not tolerant to glufosinate. Contact your seed brand dealer or refer to the Bayer Technology Use Guide for recommended weed control programs.

Insect control technology provided by Vip3A is utilized under license from Syngenta Crop Protection AG. Herculex® is a registered trademark of Dow AgroSciences LLC. Agrisure Viptera® is a registered trademark of a Syngenta group company. LibertyLink® and the Water Droplet Design® is a trademark of BASF Corporation. Respect the Refuge and Corn Design® and Respect the Refuge® are registered trademarks of National Corn Growers Association. DroughtGard®, RIB Complete®, Roundup Ready 2 Technology and Design™, Roundup Ready 2 Xtend®, Roundup Ready 2 Yield®, Roundup Ready®, SmartStax®, SR and Design®, Trecepta®, VT Double PRO® and XtendFlex® are trademarks of Bayer Group.

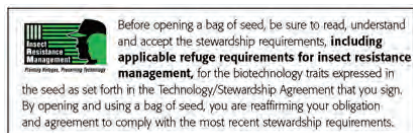
SYNGENTA

Important: Always read and follow label and bag tag instructions; only those labeled as tolerant to glufosinate may be sprayed with glufosinate ammonium based herbicides. Agrisure®, DuracadeViptera™, Viptera™, and Viptera™Z3 are trademarks of a Syngenta Group Company. HERCULEX® and the HERCULEX Shield are trademarks of Corteva Agriscience LLC. LibertyLink®, Liberty® and the Water Droplet logo are registered trademarks of BASF. YieldGard VT Pro® is a registered trademark used under license from the Bayer Group.

More information about Duracade® is available at <http://www.biotradestatus.com>.

Seed products with the LibertyLink® (LL) trait are resistant to the herbicide glufosinate ammonium, an alternative to glyphosate in corn, and combine high-yielding genetics with the powerful, non-selective, postemergent weed control of Liberty® herbicide for optimum yield and excellent weed control.

Corn Trait Technology incorporated into these seeds is commercialized under license from Syngenta Seeds, LLC. HERCULEX® technology incorporated into these seeds is commercialized under license from **Corteva Agriscience LLC**.



Corteva Agriscience is a member of Excellence Through Stewardship® (ETS). Corteva Agriscience products are commercialized in accordance with ETS Product Launch Stewardship Guidance and in compliance with the Corteva Agriscience policies regarding stewardship of those products. In line with these guidelines, our product launch process for responsible launches of new products includes a longstanding process to evaluate export market information, value chain consultations, and regulatory functionality. Growers and end users must take all steps within their control to follow appropriate stewardship requirements and confirm their buyer's acceptance of the grain or other material being purchased. For more detailed information on the status of a trait or stack, please visit www.biotradestatus.com.

Seeds containing the Enlist, Herculex and PowerCore traits are protected under numerous US patents. Seeds containing patented traits can only be used to plant a single commercial crop and cannot be saved or replanted. You acknowledge and agree to be bound by the terms and conditions of the following documents in effect at the time of planting of this seed: (i) the Technology Use Agreement and (ii) the Product Use Guides for all technologies in this seed, including the Herbicide Resistance Management (HRM), and Use requirements detailed therein (www.corteva.us/Resources/trait-stewardship.html). To plant Enlist, Herculex and PowerCore seed, you must have a limited license from Corteva Agriscience (or other appropriate affiliates). In consideration of the foregoing, Corteva Agriscience grants to the Grower the limited license to use its technology to produce only a single commercial crop in the United States under the terms and conditions set forth in the Technology Use Agreement in effect at the time of planting of this seed. Always read and follow herbicide label directions prior to use: Enlist® products contain the Enlist trait that provides crop safety for use of labeled over-the-top applications of glyphosate, glufosinate and 2,4-D herbicides featuring Colex-D® technology when applied according to label directions. Following burndown, the only 2,4-D containing herbicide products that may be used with Enlist® crops are products that feature Colex-D technology and are expressly labeled for use on Enlist crops. 2,4-D products that do not contain Colex-D technology are not authorized for use in conjunction with Enlist products.

The transgenic soybean event in Enlist E3® soybeans is jointly developed and owned by Corteva Agriscience and M.S. Technologies L.L.C. ®™ Enlist, Enlist E3, the Enlist E3 logo, and Colex-D are trademarks of Corteva Agriscience. Excellence Through Stewardship is a registered trademark of Excellence Through Stewardship

Enlist E3® soybean seeds containing the Enlist® trait can only be used to plant a single commercial crop. It is unlawful to save and replant Enlist E3® soybeans. Additional information and limitations on the use of these products are provided in the Corteva Agriscience Technology Use Agreement and Enlist® Soybean Product Use Guide. U.S. patents for Dow AgroSciences technologies can be found at the following webpage: www.corteva.us/Resources/trait-stewardship.html

IN THE FOLLOWING STATES, PURCHASE AND USE OF HARVXTRA® ALFALFA WITH ROUNDUP READY® TECHNOLOGY IS SUBJECT TO A SEED AND FEED USE AGREEMENT, REQUIRING THAT PRODUCTS OF THIS TECHNOLOGY CAN ONLY BE USED ON FARM OR OTHERWISE BE USED IN THE UNITED STATES: ARIZONA, CALIFORNIA, COLORADO, IDAHO, MONTANA, NEVADA, NEW MEXICO, OREGON, UTAH, WASHINGTON AND WYOMING (THE "WESTERN STATES"). IN ADDITION, DUE TO THE UNIQUE CROPPING PRACTICES DO NOT PLANT HARVXTRA® ALFALFA WITH ROUNDUP READY® TECHNOLOGY IN IMPERIAL COUNTY, CALIFORNIA, PENDING IMPORT APPROVALS AND UNTIL FORAGE GENETICS INTERNATIONAL, LLC (FGI) GRANTS EXPRESS PERMISSION FOR SUCH PLANTING.

Forage Genetics International, LLC ("FGI") is a member of Excellence Through Stewardship® (ETS). FGI products are commercialized in accordance with ETS Product Launch Stewardship Guidance, and in compliance with FGI's Policy for Commercialization of Biotechnology-Derived Plant Products in Commodity Crops. HarvXtra® Alfalfa with Roundup Ready® Technology has pending import approvals. GROWERS IN THE WESTERN STATES MUST DIRECT ANY PRODUCT PRODUCED FROM HARVXTRA® ALFALFA WITH ROUNDUP READY® TECHNOLOGY SEED OR CROPS (INCLUDING HAY AND HAY PRODUCTS) ONLY TO UNITED STATES DOMESTIC USE.

Any crop or material produced from this product can only be exported to, or used, processed or sold in countries where all necessary regulatory approvals have been granted. It is a violation of national and international law to move material containing biotech traits across boundaries into nations where import is not permitted. Growers should talk to their grain handler or product purchaser to confirm their buying position for this product. Growers should refer to <http://www.biotradestatus.com/> for any updated information on import country approvals. Excellence Through Stewardship® is a registered trademark of Excellence Through Stewardship.

ALWAYS READ AND FOLLOW PESTICIDE LABEL DIRECTIONS. Roundup Ready® crops contain genes that confer tolerance to glyphosate. Glyphosate herbicides will kill crops that are not tolerant to glyphosate.

Roundup Ready® is registered trademarks of Bayer Group, used under license by Forage Genetics International, LLC. HarvXtra® is a registered trademark of Forage Genetics International, LLC. HarvXtra® Alfalfa with Roundup Ready® Technology is enabled with Technology from The Samuel Roberts Noble Foundation, Inc.





REVERE[®]

RevereSeed.com